

بِسْمِ اللَّهِ الرَّحْمَنِ الرَّحِيمِ

IN THE NAME OF GOD

The Economical Potentials and Capacities of Semnan Province

The Coordinating and Editing Manager:

Amir Khalilikhah

The Coordinating and Supervisory Manager:

Alireza Dayyani

Compilation and Formulation:

Mana Mesbahi, Samira Yadolahi, Mostafa Saboori,
GhorbanAli Ahmadi, Neda Tasharofi,
Maryam Memaripناه, Elham Azizoalldin,
Hamed Ziaolldin

The translator:

Dr. Abbas Moradan, Semnan University


Publisher: The Central Office of Economic Affairs and
Finance of Semnan Province

Date of Publication: 2016

Islamic
Republic
of Iran

Ministry of
Economic
Affairs and
Finance

The Central
Office of
Economic
Affairs and
Finance of
Semnan
Province



Today, our country desires for healthy economic activities and creating job opportunities for young people and secure investment.

In order to make the country rich and self-dependent, investment and economical activities and the production of wealth should be exposed to every active member of the country, i.e. all people should be active in this field.



Dr. Rohani the president of Islamic Republic of Iran:

- We should prepare the basic infrastructures for the producers and create the required trust for them and we should not let this trust to be hurt.*
- We should be careful and cautious from the beginning so that the real investor and producer to become involved in activities and investment.*
- In Iran various political and economic risks are decreasing. Along this decrease, the economy of Iran is rising again. It seems that unique opportunities for high gaining investment are emerging in Iran.*



In the Name of God

Semnan province is a wide, beautiful gifted perspective with great antiquity which is stretched from Alborz Mountains to the vast central deserts. This beautiful perspective with kind, patient and hospitable habitats is the hometown of some great scientists and theologians during the history. For a long time, Semnan has attracted the attention of various people. Explorers and travelers have always enjoyed watching its exquisite views and nature, since coldness and winter snow can be available along with hotness and summer deserts simultaneously. The craftsmen and investors have always found new talents and background for economic activities and businessmen have always discovered unique capabilities and facilities there. Unique land, abundant mines, natural and historical attractions, being located in the west to east corridor, north to south corridor, bordering the political and religious capitals are just a few unique advantages of Semnan

province. That is why from old days the importance of this land has been known as one of the main roads of Silk Road.

The increasing development will not be realized unless the private investors recognize the potential and activated abilities of the province and understand its unique backgrounds. It is the most important policy of the government to develop and support investment in Semnan. Therefore, our first priority is to develop investment infrastructures and business to keep the available jobs and create new job opportunities and to increase the added values of economic activities in the province.

This pamphlet seeks to portray a portion of capabilities and potentials of the province to investors. No doubt, it is not a mirror to all the capabilities of the vast province. We are always waiting for you in this treasure land.

Mohammad Reza Khabbaz
Semnan Governor



In the Name of God

Nowadays, economic development has turned into the main concern for managers of the societies. Economic experts consider the achievement of a balanced and continuous growth as the key to solving the economic and social problems. The development of the provinces has a high status in regional programming of national development. It is considered as the criterion for success and efficiency. Continuous promotion of the various criteria for the development and their gradual improvement is the most important responsibility of the governments and their representatives in the regional areas, so that it has changed into a fundamental factor for their survival. In fact, achieving social justice, increasing the income level and welfare, and satisfaction are defined by social economic development indicator, development is considered as a criterion for evaluating and comparing the degree of success and efficiency.

In the process of social and economic development, the concept of investment is of vital importance. In fact, investment is an essential prerequisite or in a better sense, the essential requirement of

production. The growth of investment attracts inefficient capitals and guides them into the productive sections of economy and causes the optimization of dedication and finally leads to the promotion of the great indicators of development.

Each investor is eager to know where and how and in which sections he/she should invest to receive more interests along with paving the room for increasing investment.

Semnan province possesses capabilities and facilities based on which the development will become realized. Attracting new investment will not be actualized, unless the available potentials of the province are recognized and supported whole heartedly.

To achieve these goals, and based on the rulebook and principles of the establishment of investment service offices and according to the content of the part C and item 1 and 4 which is about the recognition and gathering of investment opportunities and introducing the economic capabilities of the province, this office attempted to write and authorize the present book under the title of "The capabilities and potentials of Semnan province" in Persian and English, with the aid of other administrative offices. The book aims to introduce the various areas of Semnan to the active economists and foreign or internal investors.

I hope that the present book can take a step forward in achieving this holy goal based on the development of Semnan province.

Amir Khalilikhah

The Representative of the Minister and

The Head of the Economic Affair and Finance of Semnan Province

Contents

➤	INTRODUCTORY FAMILIARITY WITH SEMNAN PROVINCE	2
➤	INFRASTRUCTURES OF THE PROVINCE	5
	TABLE 1: THE LONGITUDE OF RAILWAY AND THE NUMBER OF RAILWAY STATION IN SEMNAN PROVINCE IN 2013 DIVIDED BASED ON CITIES.	6
	TABLE 2: VARIOUS ROAD UNDER THE PROTECTION OF THE OFFICE OF ROAD AND TRANSPORTATION IN SEMNAN PROVINCE DIVIDED BASED ON CITIES (KILOMETER).....	8
	TABLE 3: THE FEATURES OF ACTIVE TRANSPORTATION COOPERATIVE FIRMS IN SEMNAN PROVINCE DIVIDED BASED ON CITIES.	9
	TABLE 4: UNDERGROUND WATER RESOURCES AND THE AMOUNT OF DISCHARGE IN SEMNAN PROVINCE DIVIDED BASED ON CITIES (CUBICAL MILLION METER).....	10
	TABLE 5: THE AMOUNT OF CONSUMPTION OF THE UNDERGROUND WATER IN SEMNAN PROVINCE DIVIDED BASED ON CITIES (CUBICAL MILLION METERS).	11
	TABLE 6: THE LENGTH OF TRANSFERRING THE ELECTRICAL POWER IN SEMNAN PROVINCE IN 2014 DIVIDED BASED ON CITIES (KILOMETER).....	12
	TABLE 7: INFORMATION OF THE INDUSTRIAL TOWNS IN SEMNAN PROVINCE DIVIDED BASED ON CITIES (YEAR 2013).....	13
	TABLE 8: GENERAL INFORMATION OF INDUSTRIAL TOWNS IN SEMNAN PROVINCE DIVIDED BASED ON CITIES (YEAR 2013).....	14
	TABLE 9: THE INFRASTRUCTURE FACILITIES OF THE INDUSTRIAL TOWNS IN SEMNAN PROVINCE DIVIDED BASED ON CITIES (YEAR 2013).	15
	TABLE 10: COMPLETED PROJECT BY INDUSTRIAL TOWNS COMPANY IN SEMNAN PROVINCE DIVIDED BASED ON CITIES (YEAR 2013).	16
➤	INDUSTRY, MINING AND BUSINESS	18
	TABLE 1: NUMBER AND AMOUNT OF INVESTMENT AND AMOUNT OF EMPLOYMENT IN INDUSTRIES OF SEMNAN PROVINCE (YEAR 2013).....	18
	TABLE 2: NUMBER OF INDUSTRIES IN SEMNAN PROVINCE DIVIDED BASED ON CITIES (YEAR 2013).....	20
	TABLE 3: THE AMOUNT OF INVESTMENT IN INDUSTRY (MILLION RIALS) IN SEMNAN PROVINCE DIVIDED BASED ON CITIES (YEAR 2013).	21
	CONTINUED TABLE 3: THE AMOUNT OF INVESTMENT IN INDUSTRY (MILLION RIALS) IN SEMNAN PROVINCE DIVIDED BASED ON CITIES (YEAR 2013).....	23
	TABLE 4: THE AMOUNT OF EMPLOYMENT IN INDUSTRIES IN SEMNAN PROVINCE DIVIDED BASED ON CITIES (YEAR 2013).....	24
	TABLE 5: THE SITUATION OF MINES IN SEMNAN PROVINCE (YEAR 2013).	25
	TABLE 6: NUMBER OF ACTIVE MINES IN SEMNAN PROVINCE DIVIDED BASED ON CITIES (YEAR 2013).....	28

TABLE 7: THE DEFINITE RESERVATION OF MINERALS (1000 TONS) IN SEMNAN PROVINCE DIVIDED BASED ON CITIES (YEAR 2013)	30
TABLE 8: THE POTENTIAL RESERVATION OF MINERALS (1000 TONS) IN SEMNAN PROVINCE DIVIDED BASED ON CITIES (YEAR 2013)	32
TABLE 9: THE AMOUNT OF REAL EXTRACTION FROM THE MINES (TON) IN SEMNAN PROVINCE DIVIDED BASED ON CITIES (YEAR 2013)	34
TABLE 10: THE DEGREE OF EMPLOYMENT IN THE MINES (PERSON) IN SEMNAN PROVINCE DIVIDED BASED ON CITIES (YEAR 2013)	36
TABLE 11: THE AMOUNT OF INVESTMENT IN THE MINES (MILLION RIAL) IN SEMNAN PROVINCE DIVIDED BASED ON CITIES (YEAR 2013)	38
➤ AGRICULTURE	40
TABLE 1: AREA OF AGRICULTURAL LAND, FORESTS, PASTURES, AND DESERTS UNDER THE COVERAGE (HECTARE) OF SEMNAN PROVINCE (YEAR 2013)	40
TABLE 2: AREA OF AGRICULTURAL LAND, FORESTS, PASTURES, AND DESERTS UNDER THE COVERAGE IN SEMNAN PROVINCE DIVIDED BASED ON CITIES (YEAR 2013)	42
TABLE 3: THE AMOUNT OF ANNUAL PRODUCTION OF AGRICULTURAL CROPS (TON) IN SEMNAN PROVINCE (YEAR 2013)	43
TABLE 4: THE AMOUNT OF THE ANNUAL PRODUCTION OF AGRICULTURAL CROPS IN SEMNAN PROVINCE DIVIDED BASED ON CITIES (YEAR 2013)	44
TABLE 5: THE MAIN ARABLE AND GARDEN CROPS OF SEMNAN PROVINCE	45
TABLE 6: AREA UNDER CULTIVATION, AMOUNT OF PRODUCTION, PERFORMANCE OF THE MAIN ARABLE CROPS OF SEMNAN PROVINCE (YEAR 2013)	46
TABLE 7: THE AREA UNDER CULTIVATION OF THE MAIN ARABLE CROPS (HECTARE) IN SEMNAN PROVINCE DIVIDED BASED ON CITIES (YEAR 2013)	47
TABLE 8: THE AMOUNT OF THE PRODUCTION OF THE MAIN CROPS (TON) IN SEMNAN PROVINCE DIVIDED BASED ON CITIES (YEAR 2013)	48
TABLE 9: THE PERFORMANCE OF THE MAIN ARABLE CROPS (KILOGRAM IN HECTARE) IN SEMNAN PROVINCE DIVIDED BASED ON CITIES (YEAR 2013)	49
TABLE 10: AREA UNDER CULTIVATION (SEEDLING AND FERTILE), AMOUNT OF PRODUCTION, PERFORMANCE OF THE MAIN GARDEN CROPS OF SEMNAN PROVINCE (YEAR 2013)	50
TABLE 11: AREA UNDER CULTIVATION OF MAIN GARDEN CROPS (HECTARE) OF SEMNAN PROVINCE (YEAR 2013)	51
TABLE 12: QUANTITY OF PRODUCTION OF MAIN GARDEN CROPS (TON) IN SEMNAN PROVINCE DIVIDED BASED ON CITIES (YEAR 2013)	52
TABLE 13: THE PERFORMANCE OF MAIN GARDEN CROPS (KILOGRAM IN HECTARE) OF IN SEMNAN PROVINCE DIVIDED BASED ON CITIES (YEAR 2013)	53
TABLE 14: AREA UNDER CULTIVATION OF GREENHOUSE IN SEMNAN PROVINCE	54
TABLE 15: THE AMOUNT OF PRODUCTION OF GREENHOUSE IN SEMNAN PROVINCE	55
➤ TOURISM ATTRACTIONS AND CULTURAL HERITAGE OF SEMNAN PROVINCE	56

HISTORICAL AND TOURISM ATTRACTION	56
<i>Congregation Mosque of Semnan</i>	56
<i>Imam Mosque of Semnan</i>	57
<i>Pahneh Bath</i>	58
<i>Pahneh Shopping Center</i>	58
<i>Tadayyon House of Semnan</i>	59
<i>Arg Gateway of Semnan</i>	60
<i>The Palace of Bahram (Inn)</i>	60
<i>Hunting Forbidden Area of Khonar</i>	64
<i>Kavir National Park as an Exceptional Region</i>	65
<i>The Edifice and Hunting Preserve of Molladeh in Mahdishahr</i>	67
<i>The Sample Area of Tourism in Roodbarak Forest</i>	69
<i>The Sample Area of Tourism Darband Cave</i>	70
<i>The Sample Area of Tourism Parvar</i>	71
<i>The Sample Tourist Area of Abbasabad</i>	71
<i>Mayami Caravanserai</i>	72
<i>The Protected Area of Khartoran</i>	73
<i>The Protected Area of Khoshyeylagh</i>	73
<i>Hunting Forbidden Area of Tepal</i>	76
<i>Abr Jungle</i>	75
<i>Toran Habitat</i>	76
<i>The Sample Tourists Region of Rameh</i>	76
<i>The Sample Tourist Region of "Padeh"</i>	77
<i>Aradan Padeh Castle</i>	78
THE HANDICRAFTS OF THE PROVINCE	79
<i>Felt Weaving</i>	79
<i>Pottery and Ceramics</i>	80
<i>Hand-Made Crafts</i>	81
➤ SUGGEST PROJECTS BASED ON THE CAPACITIES OF THE PROVINCE	82
➤ VARIOUS TYPES OF BANK LOANS	104
ISSUANCE OF BANK GUARANTIES	106
TYPES OF GUARANTIES	106
(APPLICATION OF CREDIT FACILITY TOOLS AND TRANSACTIONS BASED ON USURY-FREE BANK OPERATIONS IN VARIOUS ECONOMICAL ACTIVITIES)	107
➤ METHOD FOR USING THE RESOURCES OF NATIONAL DEVELOPMENT FUND	108

FORM 1: STEPS FOR THE PAYMENT OF FACILITIES FROM THE FOREIGN EXCHANGE RESOURCES OF NATIONAL DEVELOPMENT FUND.....	109
FORM 2: STEPS FOR THE PAYMENT OF FACILITIES FROM THE RIAL RESOURCES OF NATIONAL DEVELOPMENT FUND.....	110
➤ HOW TO USE THE RESOURCES OF INTERNATIONAL FINANCE	112
ISLAMIC DEVELOPMENT BANK (IDB)	112
WORLD BANK.....	113
INTERNATIONAL FINANCE CORPORATION (IFC).....	115
THE SERVICES PROVIDED BY IFC INCLUDE:	116
➤ SOME USEFUL LAWS AND REGULATIONS FOR INVESTMENT IN IRAN	117
RESISTIVE ECONOMY GENERAL POLICIES.....	117
GENERAL POLICIES PERTAINING TO PRINCIPLE 44 OF THE CONSTITUTION	118
THE LAW OF CONSTANT IMPROVEMENT OF WORKING CONDITION	119
THE LAW OF REMOVING THE BARRIERS TO COMPETITIVE PRODUCTION AND PROMOTION OF FINANCIAL SYSTEM OF THE COUNTRY	120
FOREIGN INVESTMENT PROMOTION AND PROTECTION ACT	121
A.FEATURES AND FACILITIES OF FOREIGN INVESTMENT PROMOTION AND PROTECTION ACT. .	122
B.RISKS COVERED BY THE LAW	123
➤ SOME ARTICLES OF THE ADMINISTRATIVE RULEBOOK FOR THE PROMOTION AND PROTECTION OF FOREIGN INVESTMENT.....	124
CHAPTER 2: ACCEPTING METHODS AND REQUIREMENTS.....	124
CHAPTER 4: THE CENTER OF SERVICES FOR FOREIGN INVESTMENT	126
CHAPTER 6: REGULATIONS FOR THE EXIT OF CAPITAL AND CAPITAL GAINS	126
➤ SOME ARTICLES RELATED TO THE EXEMPTION OF DIRECT TAXES	127
TABLE 1: THE MOST IMPORTANT TAX EXEMPTIONS IN VARIOUS SECTORS IN IRAN.	135
➤ THE LAWS AND INCENTIVES OF CUSTOM ADMINISTRATION	136
➤ THE INVESTMENT SERVICE CENTER OF SEMNAN PROVINCE	139

➤ Introductory Familiarity with Semnan Province



Semnan province is located in the geographical area of 51' 51" to 03' and 57° eastern of Greenwich meridian. Based on the latest division of the country it is considered as the 7th largest province of the country including seven cities (Aradan, Damghan, Semnan, Shahrood, Garmsar, Mahdishahr, Mayami and Sorkheh) and the area of 97491 square kilometers. (About 5.9 percent of the country's land)

In 1392, the population has been 651000 people.

The spread of the natural features is in such way that the northern area is under the influence of Alborz mountains and the climatic condition is mountainous. In the southern parts the spread of desert and salty lands has changed it into a dry and desert land.

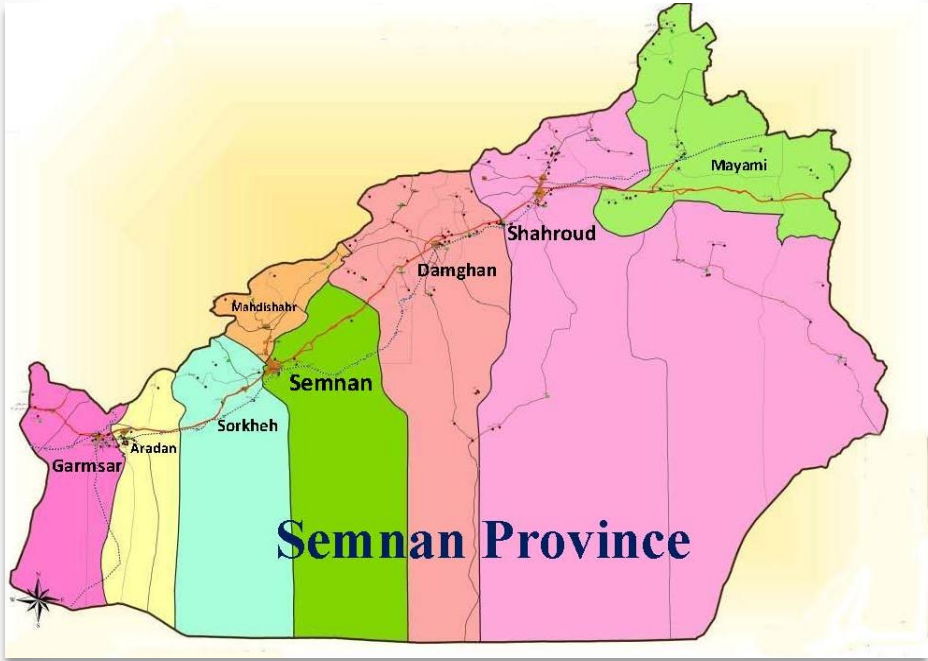
The highest point is located in the north, moving to the south the height will decrease 8 to 10 in one thousand. Furthermore the topographical situation indicates will decreasing steep from east to the west. This situation has divided the province into two divisions, the mountainous area in the north and the flat land of central great desert in the south.



Semnan Province is a suitable place for nature tourism due to possessing suitable natural positions and areas and sufficient extension; furthermore more than 23 percent of the province includes the preserved areas and wild life shelter. It has also an important role in attracting tourists and visitors, because it is located on the way of east to west from Mashhad to Tehran and the passage of Millions of visitors of Holy shrine in Mashhad. It is a gifted area to attract foreign and Iranian tourists due to the natural attractions and scenery of Alborz Mountain and central deserts and the availability of preserved wild life areas, unique plant and animal life and the remaining monuments from ancient Iranian civilization and the passage of Silk Road from the province.

Using new energies will be an important step to the continuous development of the province. It is justified to create sun and wind power stations in the province, because it is located in a specific geographical situation (having 300 sunny days in a year), windy areas and non-polluting qualities of new energies.

Among its advantages, the existence of warm water fountains and very clean climate of tourist sites of the province can be mentioned.



➤ Infrastructures of the Province




Table 1: The Longitude of Railway and the Number of Railway Station in Semnan Province in 2013 Divided Based on Cities.

City	Longitude of Railway (Kilometer)			Number of Stations
	Main Road	Periphery and Maneuvering	Industry and Business	
Damghan	177.226	10.49	1.34	5
Sorkheh	0	0	0	0
Semnan	70.276	3.05	0.4	2
Garmsar	33.974	0	0	0
Mayami	169.222	6.42		4
Mahdishahr	0	0	0	0
Shahrood	204.104	17.59	12.73	5
Aradan	43.708	3.05	0	1
Semnan Province	698.51	40.6	14.47	17

- Source: Statistical Almanac of Semnan Province (Year 2013).



Table 2: Various Road under the Protection of the Office of Road and Transportation in Semnan Province Divided Based on Cities (Kilometer).

City	Main Road			Tarmac Secondary Road
	Highway	Wide	Normal	
Semnan	82	0	0	0
Aradan	50	0	0	0
Damghan	129	0	187	148.2
Sorkheh	50	0	41.5	5.5
Garmsar	66	0	37	5.5
Mahdishahr	8	0	8	135
Mayami	150	0	21	0
Shahrood	126	40	32	252
Semnan Province	661	40	326.5	546.2

- Source: Statistical Almanac of Semnan Province (Year 2013).



Table 3: The Features of Active Transportation Cooperative Firms in Semnan Province Divided Based on Cities.

City	Number	Members	Employed	Capital (Million Rial)
Semnan	4	455	407	91
Aradan	0	0	0	0
Damghan	3	305	5	46
Sorkheh	2	411	857	43
Garmsar	6	189	141	133
Mahdishahr	2	174	174	161
Mayami	0	0	0	0
Shahrood	3	711	954	136
Semnan Province	20	2245	2538	610

- The Information for Shahrood City Included the Information of Mayami City, too.
- The Information for Garmsar City Included the Information of Aradan City, too.
- Source: Statistical Almanac of Semnan Province (Year 2013)

Table 4: Underground Water Resources and the Amount of Discharge in Semnan Province Divided Based on Cities (Cubical Million Meter).

City	Deep Wells		Semi-Deep Well		Duct		Fountain	
	Number	Yearly Discharge	Number	Yearly Discharge	Number	Yearly Discharge	Number	Yearly Discharge
Semnan	291	46.68	103	0.43	112	7.11	7	0.67
Shahrood	774	229.77	613	1.41	214	35.72	213	26.52
Damghan	646	122	169	7.15	107	7.51	169	53.47
Garmsar	391	99.07	106	3.55	28	1.30	21	0.55
Mahdishahr	58	7.17	376	3.76	69	11.92	243	86.31
Mayami	276	111.06	404	9.26	160	19.60	31	4.15
Aradan	236	55.66	96	8.97	15	1.58	17	3.48
Sorkheh	210	22.34	70	0.71	32	8.68	64	19.02
Semnan Province	2882	693.75	1937	35.24	737	93.42	765	194.17

- Source: Statistical Almanac of Semnan Province (Year 2013)



Table 5: The Amount of Consumption of the Underground Water in Semnan Province Divided Based on Cities (Cubical Million Meters).

City	Drinking	Industrial	Agriculture	Other
Damghan	13.61	7.90	154.26	0.21
Sorkheh	1.79	3.53	39.84	0.07
Semnan	5.42	7.17	41.58	0.10
Garmsar	6.17	3.58	94.31	0
Mahdishahr	24.43	1.54	57.52	0.14
Mayami	5.26	0.73	132.65	0.17
Shahrood	24.62	9.53	238.19	1.03
Aradan	5.10	5.78	57.48	-
Semnan Province	86.4	39.76	815.83	1.72

- Source: Statistical Almanac of Semnan Province (Year 2013).



Table 6: The Length of Transferring the Electrical Power in Semnan Province in 2014 Divided Based on Cities (Kilometer).

City	One-Circuit Transferring Power Line		Beyond Distribution Line	
	400 Kilowatt	230 Kilowatt	132 Kilowatt	63&66 Kilowatt
Semnan	477.9	194	-	94.9
Damghan	0	95.6	-	119.8
Shahrood	184.4	61.4	-	250.6
Mahdishahr	0	0	-	81.9
Garmsar	0	91.7	-	188.9
Sorkheh	-	-	-	39.5
Mayami	90	-	-	169.1
Aradan	-	-	-	19
Total	752.3	442.7	-	963.7

- Source: Regional Electric Company of Semnan Province.



Table 7: Information of the Industrial Towns in Semnan Province Divided Based on Cities (Year 2013).

City	Total Area (Hectare)	Operational Phase Area (Hectare)	Transferrable Area (Hectare)	Transferred Land Area (Hectare)	Left Land Area (Hectare)
Semnan	2001.27	1382.93	925.95	829.3	96.65
Damghan	562.69	218	169.88	96.48	73.4
Dibaj	30	20	14	0	14
Seidabad	20	20	16.6233	3.78	12.84
Shahrood	419.34	278.05	155.50	113.4	42.1
Abarsej	10	10	7.3211	0.336	6.985
Biyarjmand	20	20	15.95	5.74	10.21
Ghalenokharaghan	30	30	21	0	21
Mahdishahr	94.86	94.86	59	23.2	35.8
Shahmirzad	78.28	78.28	55.2	34.45	20.75
Fooladmahaleh	10	10	7.2967	3.64	3.6567
Garmsar	768.2	401.67	293.94	126.40	167.54
Eyvanakey	397.3	397.3	254.77	222.87	167.54
Sorkheh	200	200	144.179	30.82	113.359
Lasjerd	21	21	13.02	10.72	2.3
Aradan	95	95	65	8.99	56.01
Yateri	48	28	20.79	12.93	7.86
Semnan Province	4805.94	3304.91	2239.4201	1523.056	852.0007

- Source: Industrial Towns Company of Semnan Province.

Table 8: General Information of Industrial Towns in Semnan Province Divided Based on Cities (Year 2013).

City	Number of Established Units	Anticipated Total Capacity for Employment	Number of Contracts Made	Number of Units Operating	Number of Units Process of Building	Number of Direct Employment Made by Operating Units
Semnan	798	80670	801	509	289	16135
Shahrood	250	5300	257	117	127	2242
Biyarjmand	9	67	9	3	6	26
Aradan	14	211	14	6	8	52
Yateri	43	659	43	13	30	160
Damghan	159	3518	159	69	90	1204
Seidabad	11	180	11	3	8	74
Sorkheh	136	1800	136	6	130	186
Lasjerd	33	425	33	11	22	102
Garmsar	279	7800	279	80	199	1733
Eyvanakey	592	19500	592	302	290	5293
Mahdishahr	22	1350	22	7	15	153
Shahmirzad	26	2640	26	0	26	0
Foolad mahaleh	16	250	16	2	14	17
Semnan Province	2388	29021	1146	520	613	7914

- Source: Industrial Towns Company of Semnan Province.

Table 9: The Infrastructure Facilities of the Industrial Towns in Semnan Province Divided Based on Cities (Year 2013).

City	Water	Electricity	Roads	Telephone	Cellphone Coverage	Gas	Mortgaging Documents	Proceeding of Partition
Semnan	*	*	*	*	*	*	*	*
Shahrood	*	*	*	*	*	*	*	*
Abarsej	*	*	*	-	*	-	*	*
Biyarjmand	*	*	*	-	*	*	*	-
Ghale nokharaghan	*	-	*	*	*	-	*	*
Aradan	-	*	*	*	*	-	*	*
Yateri	*	*	*	*	*	-	*	-
Damghan	*	*	*	*	*	*	*	*
Seidabad	-	-	*	*	*	-	*	-
Dibaj	-	-	*	*	*	-	*	-
Sorkkeh	*	*	*	*	*	-	*	*
Lasjerd	*	*	*	*	*	*	*	*
Garmsar	*	*	*	*	*	*	*	*
Eyvanakey	*	*	*	*	*	*	*	*
Mahdishahr	-	*	*	*	*	*	*	*
Shahmirzad	*	*	*	*	*	-	*	*
Foolad mahaleh	*	*	*	-	*	-	*	*

*: Owns -: Lacks


- Source: Industrial Towns Company of Semnan Province.

Table 10: Completed Project by Industrial Towns Company in Semnan Province Divided Based on Cities (Year 2013).

City	Preparing Land	Supplying Water	Supplying Electricity	Supplying Gas	Making Roads and Paving	Curb Building and Evacuation of Surface Water	Telecommunication	Drainage Collection Network	Purification of Drainage	Building Welfare Or <small>Deirabara1</small>	Green Area	(Sidewalk) Building
Semnan	*	*	*	*	*	*	*	*	*	*	*	*
Shahrood	*	*	*	*	*	*	*	*	*	*	*	*
Aradan	*	*	*	-	*	*	-	*	-	*	*	-
Damghan	*	*	*	*	*	*	*	*	*	*	*	*
Sorkheh	*	*	*	-	*	*	*	-	-	-	*	-
Garmsar	*	*	*	*	*	*	*	*	-	*	*	*
Eyvanakey	*	*	*	*	*	*	*	*	-	*	*	*
Mahdishahr	*	-	*	-	*	*	*	*	-	-	*	-
Shahmirzad	*	*	*	*	*	*	*	*	-	*	*	*

*: Owns -: Lacks

- Source: Industrial Towns Company of Semnan Province.



➤ Industry, Mining and Business



Table 1: Number and Amount of Investment and Amount of Employment in Industries of Semnan Province (Year 2013).

Row	Industrial Group	Number of Industries	The Amount of Investment (Million Rial)	The Amount of Employment
1	Food and Drinking Products	225	1500715.9	4156
2	Manufacturing Textile	64	627388.5	2270
3	Clothes and Processing Fur	12	8522	161
4	Tanning, Leather, Bags, Baggage, Shoes	12	162858.5	599
5	Wood and Wood Products Except Furniture	45	418855.91	795
6	Producing Paper and Paper Products	71	473894.35	1329
7	Publishing, Printing and Copying	5	18713	32
8	Coke and Products Gained from Oil	65	294782.75	763
9	Manufacturing Chemical Materials and Products	228	4050409.47	5763
10	Plastic and Tire Products	338	1754646.93	3460
11	Other Non-Metallic Mineral Products	419	3831621.81	9204
12	Producing Basic Metals	94	2240631.31	3381
13	Fabric Metal Products	204	1251548.63	3406
14	Producing Machinery and Equipment	103	590040.78	2093
15	Official and Accounting Machinery	4	1143.9	19
16	Electrical Appliance and Machinery	70	430463.14	1771
17	Radio, Television and Media	4	10887	56
18	Exact Optical, Medical Tools, Watch	15	259157.3	351
19	Engine Vehicles	54	1012877.7	4299
20	Other Transportation Devices	20	51438.25	433
21	Retrieval	5	37818	80
22	Other Engineering Activities	2	15794	23
23	Furniture and other Industrial Products	42	198980.3	569
24	Extraction of other Mines	10	53167	78
25	Extraction of Metal Minerals	2	46528.5	104
Total		2113	19342884.93	45195

- Source: The Organization of Industry, Mining and Commerce of Semnan Province.

Table 2: Number of Industries in Semnan Province Divided Based on Cities (Year 2013).

Row	Industrial Group	Aradan	Shahrood	Mayami	Mahdishahr	Garmsar	Sorkheh	Semnan	Damghan	Semnan Province
1	Food and Drinking Products	6	64	0	2	69	5	54	25	225
2	Manufacturing Textile	1	8	1	1	20	2	29	2	64
3	Clothes and Processing Fur	0	5	0	1	1	0	5	0	12
4	Tanning, Leather, Bags, Baggage, Shoes	0	0	0	1	7	0	4	0	12
5	Wood and Wood Products Except Furniture	0	13	0	5	12	1	11	3	45
6	Producing Paper and Paper Products	3	8	0	0	38	1	18	3	71
7	Publishing, Printing and Copying	0	1	0	1	1	0	2	0	5
8	Coke and Products Gained from Oil	0	3	1	0	45	1	6	9	65
9	Manufacturing Chemical Materials and Products	0	14	0	4	122	5	79	4	228
10	Plastic and Tire Products	17	30	0	13	75	62	134	7	338
11	Other Non-Metallic Mineral Products	0	102	0	23	67	35	134	58	419
12	Producing Basic Metals	16	6	0	2	40	4	22	4	94
13	Fabric Metal Products	0	16	0	15	53	8	85	27	204
14	Producing Machinery and Equipment	1	15	0	9	35	0	40	3	103
15	Official and Accounting Machinery	0	0	0	1	0	0	3	0	4
16	Electrical Appliance and Machinery	1	9	0	5	21	3	27	4	70
17	Radio, Television and Media	0	0	0	0	2	0	2	0	4
18	Exact Optical, Medical Tools, Watch	0	3	0	0	6	0	6	0	15
19	Engine Vehicles	0	3	0	8	6	3	31	3	54
20	Other Transportation Devices	0	1	0	3	2	0	14	0	20
21	Retrieval	0	2	0	0	1	0	1	1	5
22	Other Engineering Activities	0	0	0	1	1	0	0	0	2
23	Furniture and other Industrial Products	1	6	0	4	11	0	13	7	42
24	Extraction of other Mines	0	0	0	0	0	0	5	5	10
25	Extraction of Metal Minerals	0	0	0	0	0	0	0	2	2
	Total	46	309	2	99	635	130	725	167	2113

- Source: The Organization of Industry, Mining and Commerce of Semnan Province.




Table 3: The Amount of Investment in Industry (Million Rials) in Semnan Province Divided Based on Cities (Year 2013).

Row	Industrial Group	Aradan	Shahrood	Mayami	Mahdishahr	Garmsar
1	Food and Drinking Products	61917	395217.95	0	18835	589638.8
2	Manufacturing Textile	3592	39704	40000	5500	315966.9
3	Clothes and Processing Fur	0	2740	0	2200	2645
4	Tanning, Leather, Bags, Baggage, Shoes	0	0	0	12640	128131
5	Wood and Wood Products Except Furniture	0	10318.31	0	21365	332824.3
6	Producing Paper and Paper Products	22263	22430.95	0	0	272542
7	Publishing, Printing and Copying	0	38	0	1950	16305
8	Coke and Products Gained from Oil	0	7312	3500	0	218379.4
9	Manufacturing Chemical Materials and Products	175416	83926	0	6193	1242528
10	Plastic and Tire Products	6505	125589	0	345989.6	770531.7
11	Other Non-Metallic Mineral Products	0	359623.54	0	418759.85	509510.6
12	Producing Basic Metals	6745	217053	0	56217	542213
13	Fabric Metal Products	0	114973	0	12992.71	535058.1
14	Producing Machinery and Equipment	0	36644	0	19895.5	358227
15	Official and Accounting Machinery	0	0	0	5.4	0
16	Electrical Appliance and Machinery	0	96506	0	50371	153883
17	Radio, Television and Media	0	0	0	0	6471
18	Exact Optical, Medical Tools, Watch	0	7779	0	0	44524.3
19	Engine Vehicles	0	1619	0	250835	120148
20	Other Transportation Devices	0	4660	0	1726.2	6558
21	Retrieval	0	4664	0	0	28394
22	Other Engineering Activities	0	0	0	8909	6885
23	Furniture and other Industrial Products	0	32456	0	2829.5	72442
24	Extraction of other Mines	0	0	0	0	0
25	Extraction of Metal Minerals	0	0	0	0	0
	Total	276438	1563254	43500	1237214	6273808

- Source: The Organization of Industry, Mining and Commerce of Semnan Province

Continued Table 3: The Amount of Investment in Industry (Million Rials) in Semnan Province Divided Based on Cities (Year 2013).

Row	Industrial Group	Sorkheh	Semnan	Damghan	Semnan Province
1	Food and Drinking Products	8014	333109.09	93984.06	1500715.9
2	Manufacturing Textile	294.3	195381.3	26950	627388.5
3	Clothes and Processing Fur	0	937	0	8522
4	Tanning, Leather, Bags, Baggage, Shoes	0	22087.5	0	162858.5
5	Wood and Wood Products Except Furniture	1450	51866.7	1031.6	418855.91
6	Producing Paper and Paper Products	40355	95976	20327.4	473894.35
7	Publishing, Printing and Copying	0	420	0	18713
8	Coke and Products Gained from Oil	3661	45633	16297.35	294782.75
9	Manufacturing Chemical Materials and Products	808781.35	1656766.22	76798.9	4050409.47
10	Plastic and Tire Products	18998	473792.53	13241.1	1754646.93
11	Other Non-Metallic Mineral Products	230564	1924945.8	388218.02	3831621.81
12	Producing Basic Metals	30573.6	1368424.1	19405.61	2240631.31
13	Fabric Metal Products	1486	512250.26	74788.56	1251548.63
14	Producing Machinery and Equipment	0	174978.28	296	590040.78
15	Official and Accounting Machinery	0	1138.5	0	1143.9
16	Electrical Appliance and Machinery	16432	84035.14	29234	430463.14
17	Radio, Television and Media	0	4416	0	10887
18	Exact Optical, Medical Tools, Watch	0	206854	0	259157.3
19	Engine Vehicles	16354	552267.7	71654	1012877.7
20	Other Transportation Devices	0	38494.05	0	51438.25
21	Retrieval	0	1760	3000	37818
22	Other Engineering Activities	0	0	0	15794
23	Furniture and other Industrial Products	0	85234	6018.8	198980.3
24	Extraction of other Mines	0	5607	47560	53167
25	Extraction of Metal Minerals	0	0	46528.5	46528.5
Total		1176963	7836374	935333.9	19342885

- Source: The Organization of Industry, Mining and Commerce of Semnan Province

Table 4: The Amount of Employment in Industries in Semnan Province Divided Based on Cities (Year 2013).

Row	Industrial Group	Aradan	Shahrood	Mayami	Mahdishahr	Garmsar	Sorkheh	Semnan	Damghan	Semnan Province
1	Food and Drinking Products	174	1289	0	18	1378	41	905	351	4156
2	Manufacturing Textile	15	385	96	9	529	18	1153	65	2270
3	Clothes and Processing Fur	0	48	0	10	10	0	93	0	161
4	Tanning, Leather, Bags, Baggage, Shoes	0	0	0	312	188	0	99	0	599
5	Wood and Wood Products Except Furniture	0	137	0	52	429	6	129	42	795
6	Producing Paper and Paper Products	86	99	0	0	712	50	336	46	1329
7	Publishing, Printing and Copying	0	1	0	5	20	0	6	0	32
8	Coke and Products Gained from Oil	0	16	3	0	404	21	207	112	763
9	Manufacturing Chemical Materials and Products	188	134	0	45	2529	486	2269	112	5763
10	Plastic and Tire Products	19	444	0	257	1285	136	1228	91	3460
11	Other Non-Metallic Mineral Products	0	1169	0	927	1461	838	3385	1424	9204
12	Producing Basic Metals	74	280	0	67	1017	201	1597	145	3381
13	Fabric Metal Products	0	414	0	117	1251	40	1156	428	3406
14	Producing Machinery and Equipment	0	221	0	249	720	0	877	26	2093
15	Official and Accounting Machinery	0	0	0	4	0	0	15	0	19
16	Electrical Appliance and Machinery	0	508	0	153	342	219	511	38	1771
17	Radio, Television and Media	0	0	0	0	25	0	31	0	56
18	Exact Optical, Medical Tools, Watch	0	88	0	0	59	0	204	0	351
19	Engine Vehicles	0	38	0	998	212	209	2569	273	4299
20	Other Transportation Devices	0	6	0	33	38	0	356	0	433
21	Retrieval	0	25	0	0	34	0	16	5	80
22	Other Engineering Activities	0	0	0	12	11	0	0	0	23
23	Furniture and other Industrial Products	0	164	0	21	152	0	186	46	569
24	Extraction of other Mines	0	0	0	0	0	0	5	73	78
25	Extraction of Metal Minerals	0	0	0	0	0	0	0	104	104
	Total	556	5466	99	3289	12806	2265	17333	3381	45195

- Source: The Organization of Industry, Mining and Commerce of Semnan Province.



Table 5: The Situation of Mines in Semnan Province (Year 2013).

Row	Mineral Material	Number of Mines	Amount of Definite Reservoir (1000 Tons)	Amount of Potential Reservoir (1000 Tons)	Amount of Real Extraction (Ton)	Amount of Employment	Amount of Investment (Million Rial)
1	Anhydride	1	60	0	15000	0	242.5
2	Limestone	39	56452.3	91400.5	902000	254	47080.272
3	Gypsum	80	171334	275010	10106900	486	195692.48
4	Zeolite	13	4885.75	6980	138000	46	16526.1
5	Rubble	85	56918.5	103474	1250700	346	355673.787
6	Glauber's salt	9	995	665	86300	54	11674.9
7	Marl	5	65915	21430	2400000	40	5857.2
8	Iron Ore	16	5572	3138	537600	195	60556.444
9	Sand	4	2300	4900	260000	29	23535.4
10	Brimstone	2	208	390	40000	12	7979.5
11	Marble	8	959	1680	88000	28	72430.8
12	Silica	26	7033	9859	250200	46	25616.95
13	Barite	18	504.54	1063.2	39931.57	55	18238.154
14	Bentonite	8	612	954	63150	12	4470.5
15	Industrial Soil	24	5065	12489	301800	55	174796.3
16	Rock Salt	30	28317	60480	1380000	266	85627.85
17	Feldspars	10	1865	5010	84700	17	29444.4
18	Granite	1	120	45918.5	5000	0	1632
19	Copper	5	2690	6150	210000	35	20805.82
20	Zinc	4	966.7	3162	62000	28	39727.15
21	Gold	2	2991.343	3232.661	238000	2	33374
22	Manganese	4	48.3	92.6	8000	18	24154.84
23	Bauxite	4	3520.5	2500	339500	27	157969
24	Aqueous Salt	3	14	4	2050	8	239.7
25	Black Coal	44	16897.94	12106.6	599850	1649	238914642
26	Celestine	6	1690.5	1450	42000	18	33556.8
27	Travertine	1	100	0	7000	8	1500
28	Fireclay	1	50	370	5000	6	1522.5

Row	Mineral Material	Number of Mines	Amount of Definite Reservoir (1000 Tons)	Amount of Potential Reservoir (1000 Tons)	Amount of Real Extraction (Ton)	Amount of Employment	Amount of Investment (Million Rial)
29	Kaolin	2	390	0	53800	2	4501
30	Turquoise	1	40	50	3200	15	2615
31	Chromite	6	517.8	632.5	25000	116	34353.28
32	Magnetite	1	12	30	1500	5	274
33	Dolomite	3	1215	3400	30000	8	4360
34	Lead	2	70.57	100.57	5057	0	1630.4
35	Fluorine	4	61.5	40	6350	28	9002.4
36	Shale	1	2340	3500	20000	0	334
37	Mountain Debris	1	300	600	60000	0	8547.81
38	Mountain Mixture	7	8550	14300	500000	8	22635.22
39	Limestone Conglomerate	1	12000	24000	30000	0	2575
40	Pozzolan Tuff	1	700	1400	150000	0	1777
Total		483	464282.24	721962.13	20347589	3922	1781445

- Source: The Organization of Industry, Mining and Commerce of Semnan Province.



Table 6: Number of Active Mines in Semnan Province Divided Based on Cities (Year 2013).

Row	Mineral Material	Aradan	Shahrood	Mayami	Mahdishahr	Sorkheh	Garmsar	Semnan	Damghan	Semnan Province
1	Anhydride	0	0	0	0	0	0	1	0	1
2	Limestone	3	19	0	6	1	0	3	7	39
3	Gypsum	13	6	3	1	49	3	1	4	80
4	Zeolite	0	0	0	0	3	0	10	0	13
5	Rubble	1	10	2	23	4	36	7	2	85
6	Glauber's Salt	3	0	0	0	1	3	1	1	9
7	Marl	1	2	1	0	0	0	1	0	5
8	Iron Ore	0	1	0	1	0	0	9	5	16
9	Sand	0	0	1	0	0	1	2	0	4
10	Brimstone	0	0	0	0	0	0	2	0	2
11	Marble	0	1	3	2	0	0	1	1	8
12	Silica	0	4	3	3	1	0	5	10	26
13	Barite	1	4	0	2	0	0	6	5	18
14	Bentonite	0	2	0	0	1	0	2	3	8
15	Industrial Soil	0	7	0	1	0	0	5	11	24
16	Rock Salt	1	0	0	0	3	24	2	0	30
17	Feldspars	0	2	1	1	0	0	3	3	10
18	Granite	0	0	0	0	1	0	0	0	1
19	Copper	0	3	1	0	0	0	0	1	5
20	Zinc	0	1	0	1	0	0	0	2	4
21	Gold	0	1	0	0	0	0	0	1	2
22	Manganese	0	1	1	0	0	0	0	2	4
23	Bauxite	0	1	1	0	0	0	0	2	4
24	Aqueous Salt	0	1	1	0	0	1	0	0	3
25	Black Coal	0	7	0	1	0	0	0	36	44
26	Celestine	2	0	0	0	3	1	0	0	6
27	Travertine	0	0	0	0	0	0	0	1	1
28	Fireclay	0	0	0	0	0	0	0	1	1

Row	Mineral Material	Aradan	Shahrood	Mayami	Mahdishahr	Sorkheh	Garmsar	Semnan	Damghan	Semnan Province
29	Kaolin	0	0	0	0	0	0	0	2	2
30	Turquoise	0	0	0	0	0	0	0	1	1
31	Chromite	0	0	6	0	0	0	0	0	6
32	Magnetite	0	0	1	0	0	0	0	0	1
33	Dolomite	0	0	0	2	1	0	0	0	3
34	Lead	0	0	0	1	0	0	0	1	2
35	Fluorine	0	0	0	2	0	0	0	2	4
36	Shale	0	0	0	1	0	0	0	0	1
37	Mountain Debris	0	0	0	1	0	0	0	0	1
38	Mountain Mixture	0	0	0	0	0	7	0	0	7
39	Limestone Conglomerate	1	0	0	0	0	0	0	0	1
40	Pozzolanic Tuff	0	0	0	0	1	0	0	0	1
	Total	26	73	25	49	69	76	61	104	482

- Source: The Organization of Industry, Mining and Commerce of Semnan Province.



Table 7: The Definite Reservation of Minerals (1000 Tons) in Semnan Province Divided Based on Cities (Year 2013).

Row	Mineral Material	Aradan	Shahrood	Mayami	Mahdishahr	Sorkheh	Garmsar	Semnan	Damghan	Semnan Province
1	Anhydride	0	0	0	0	0	0	60	0	60
2	Limestone	740	29520	0	13712.8	1400	0	5830	5249.5	56452.3
3	Gypsum	13110	12765	1110	1000	133965	7314	120	1950	171334
4	Zeolite	0	0	0	0	2450	0	2435.75	0	4885.75
5	Rubble	100	7265	260	21870	2030	6202.5	1691	17500	56918.5
6	Glauber's Salt	507.5	0	0	0	12.5	240	205	30	995
7	Marl	300	60000	5300	0	0	0	315	0	65915
8	Iron Ore	0	360	0	110	0	0	4523	579	5572
9	Sand	0	0	450	0	0	850	1000	0	2300
10	Brimstone	0	0	0	0	0	0	208	0	208
11	Marble	0	84	661	130	0	0	4	80	959
12	Silica	0	375.7	158	2070	100	0	1775.3	2554	7033
13	Barite	50	35.5	0	55	0	0	340.54	23.5	504.54
14	Bentonite	0	190	0	0	15	0	152	255	612
15	Industrial Soil	0	2919.5	0	47.5	0	0	437	1661	5065
16	Rock Salt	470	0	0	0	5300	15047	7500	0	28317
17	Feldspars	0	130	200	8	0	0	1320	207	1865
18	Granite	0	0	0	0	120	0	0	0	120
19	Copper	0	440	2000	0	0	0	0	250	2690
20	Zinc	0	35	0	70	0	0	0	861.7	966.7
21	Gold	0	191.343	0	0	0	0	0	2800	2991.343
22	Manganese	0	15	12	0	0	0	0	21.3	48.3
23	Bauxite	0	775	837.5	0	0	0	0	1908	3520.5
24	Aqueous Salt	0	0	12	0	0	2	0	0	14
25	Black Coal	0	447	0	10.6	0	0	0	16440.3	16897.9
26	Celestine	217.5	0	0	0	1453	20	0		1690.5
27	Travertine	0	0	0	0	0	0	0	100	100

Row	Mineral Material	Aradan	Shahrood	Mayami	Mahdishahr	Sorkheh	Garmsar	Semnan	Damghan	Semnan Province
28	Fireclay	0	0	0	0	0	0	0	50	50
29	Kaolin	0	0	0	0	0	0	0	390	390
30	Turquoise	0	0	0	0	0	0	0	40	40
31	Chromite	0	0	517.8	0	0	0	0	0	517.8
32	Magnetite	0	0	12	0	0	0	0	0	12
33	Dolomite	0	0	0	1000	215	0	0	0	1215
34	Lead	0	0	0	70	0	0	0	0.57	70.57
35	Fluorine	0	0	0	10	0	0	0	51.5	61.5
36	Shale	0	0	0	2340	0	0	0	0	2340
37	Mountain Debris	0	0	0	300	0	0	0	0	300
38	Mountain Mixture	0	0	0	0	0	8550	0	0	8550
39	Limestone Conglomerate	12000	0	0	0	0	0	0	0	12000
40	Pozzolanic Tuff	0	0	0	0	700	0	0	0	700

- Source: The Organization of Industry, Mining and Commerce of Semnan Province.



Table 8: The Potential Reservation of Minerals (1000 Tons) in Semnan Province Divided Based on Cities (Year 2013).

Row	Mineral Material	Aradan	Shahrood	Mayami	Mahdishahr	Sorkheh	Garmsar	Semnan	Damghan	Semnan Province
1	Anhydride	0	0	0	0	0	0	0	0	0
2	Limestone	1580	38360	0	27303.5	3000	0	7550	13607	91400.5
3	Gypsum	24190	4060	1720	2000	225860	14000	180	3000	275010
4	Zeolite	0	0	0	0	3800	0	3180	0	6980
5	Rubble	200	12500	500	42220	4050	15772	3232	25000	103474
6	Glauber's Salt	200	0	0	0	25	40	400	0	665
7	Marl	800	7000	13000	0	0	0	630	0	21430
8	Iron Ore	0	0	0	200	0	0	1860	1078	3138
9	Sand	0	0	900	0	0	1700	2300	0	4900
10	Brimstone	0	0	0	0	0	0	390	0	390
11	Marble	0	0	1270	260	0	0	0	150	1680
12	Silica	0	290	268	3600	420	0	546	4735	9859
13	Barite	100	76	0	85	0	0	766.5	35.7	1063.2
14	Bentonite	0	80	0	0	20	0	254	600	954
15	Industrial Soil	0	9244	0	0	0	0	890	2355	12489
16	Rock Salt	1000	0	0	0	10700	29780	19000	0	60480
17	Feldspars	0	280	600	10	0	0	3740	380	5010
18	Granite	0	0	0	0	1000	0	44918.5	0	45918.5
19	Copper	0	650	5000	0	0	0	0	500	6150
20	Zinc	0	210	0	100	0	0	0	2852	3162
21	Gold	0	352.6	0	0	0	0	0	2880	3232.6
22	Manganese	0	30	20	0	0	0	0	42.6	92.6
23	Bauxite	0	0	0	0	0	0	0	2500	2500
24	Aqueous Salt	0	0	0	0	0	4	0	0	4
25	Black Coal	0	780	0	20	0	0	0	11306.6	12106.6
26	Celestine	0	0	0	0	1450	0	0	0	1450
27	Travertine	0	0	0	0	0	0	0	0	0

Row	Mineral Material	Aradan	Shahrood	Mayami	Mahdishahr	Sorkheh	Garmsar	Semnan	Damghan	Semnan Province
28	Fireclay	0	0	0	0	0	0	0	370	370
29	Kaolin	0	0	0	0	0	0	0	0	0
30	Turquoise	0	0	0	0	0	0	0	50	50
31	Chromite	0	0	632	0	0	0	0	0	632.5
32	Magnetite	0	0	30	0	0	0	0	0	30
33	Dolomite	0	0	0	3400	0	0	0	0	3400
34	Lead	0	0	0	100	0	0	0	0.6	100.5
35	Fluorine	0	0	0	15	0	0	0	25	40
36	Shale	0	0	0	3500	0	0	0	0	3500
37	Mountain Debris	0	0	0	600	0	0	0	0	600
38	Mountain Mixture	0	0	0	0	0	14300	0	0	14300
39	Limestone Conglomerate	24000	0	0	0	0	0	0	0	24000
40	Pozzolanic Tuff	0	0	0	0	1400	0	0	0	1400

- Source: The Organization of Industry, Mining and Commerce of Semnan Province.



Table 9: The Amount of Real Extraction from the Mines (Ton) in Semnan Province Divided Based on Cities (Year 2013).

Row	Mineral Material	Aradan	Shahrood	Mayami	Mahdshahr	Sorkheh	Garmsar	Semnan	Damghan	Semnan Province
1	Anhydride	0	0	0	0	0	0	15000	0	15000
2	Limestone	75000	261000	0	262000	160000	0	20000	124000	902000
3	Gypsum	1138000	216000	122000	75000	8287500	143400	35000	90000	10106900
4	Zeolite	0	0	0	0	50000	0	88000	0	138000
5	Rubble	6000	152500	20000	499000	33000	311000	103200	126000	1250700
6	Glauber's Salt	37800	0	0	0	2500	21000	20000	5000	86300
7	Marl	30000	2260000	100000	0	0	0	10000	0	2400000
8	Iron Ore	0	12000	0	11000	0		443600	71000	537600
9	Sand	0	0	150000	0	0	40000	70000	0	260000
10	Brimstone	0	0	0	0	0	0	40000	0	40000
11	Marble	0	8000	61000	15000	0	0	1000	3000	88000
12	Silica	0	24700	17000	22000	10000	0	53000	123500	250200
13	Barite	10000	8100	0	3000	0	0	14001.57	4830	39931.57
14	Bentonite	0	13000	0	0	5000	0	9000	36150	63150
15	Industrial Soil	0	79000	0	3000	0	0	59000	160800	301800
16	Rock Salt	20000	0	0	0	320000	890000	150000	0	1380000
17	Feldspars	0	13000	6000	1500	0	0	45000	19200	84700
18	Granite	0	0	0	0	5000	0	0	0	5000
19	Copper	0	39000	156000	0	0	0	0	15000	210000
20	Zinc	0	3500	0	5000	0	0	0	53500	62000
21	Gold	0	38000	0	0	0	0	0	200000	238000
22	Manganese	0	3500	2000	0	0	0	0	2500	8000
23	Bauxite	0	140000	8500	0	0	0	0	191000	339500
24	Aqueous Salt	0	800	750	0	0	500	0	0	2050
25	Black Coal	0	31500	0	1500	0	0	0	566850	599850
26	Celestine	9000	0	0	0	30000	3000	0	0	42000
27	Travertine	0	0	0	0	0	0	0	7000	7000

Row	Mineral Material	Aradan	Shahrood	Mayami	Mahdishahr	Sorkheh	Garmsar	Semnan	Damghan	Semnan Province
28	Fireclay	0	0	0	0	0	0	0	5000	5000
29	Kaolin	0	0	0	0	0	0	0	53800	53800
30	Turquoise	0	0	0	0	0	0	0	3200	3200
31	Chromite	0	0	25000	0	0	0	0	0	25000
32	Magnetite	0	0	1500	0	0	0	0	0	1500
33	Dolomite	0	0	0	20000	10000	0	0	0	30000
34	Lead	0	0	0	5000	0	0	0	57	5057
35	Fluorine	0	0	0	3100	0	0	0	3250	6350
36	Shale	0	0	0	20000	0	0	0	0	20000
37	Mountain Debris	0	0	0	60000	0	0	0	0	60000
38	Mountain Mixture	0	0	0	0	0	500000	0	0	500000
39	Limestone Conglomerate	30000	0	0	0	0	0	0	0	30000
40	Pozzolanic Tuff	0	0	0	0	150000	0	0	0	150000

- Source: The Organization of Industry, Mining and Commerce of Semnan Province



Table 10: The Degree of Employment in the Mines (person) in Semnan Province Divided Based on Cities (Year 2013).

Row	Mineral Material	Aradan	Shahrood	Mayami	Mahdishahr	Sorkheh	Garmsar	Semnan	Damghan	Semnan Province
1	Anhydride	0	0	0	0	0	0	0	0	0
2	Limestone	5	61	0	86	70	0	3	29	254
3	Gypsum	60	24	11	9	362	8	0	12	486
4	Zeolite	0	0	0	0	14	0	32	0	46
5	Rubble	7	29	0	57	4	204	27	18	346
6	Glauber's Salt	28	0	0	0	0	0	8	18	54
7	Marl	0	36	4	0	0	0	0	0	40
8	Iron Ore	0	12	0	6	0	0	93	84	195
9	Sand	0	0	11	0	0	8	10	0	29
10	Brimstone	0	0	0	0	0	0	12	0	12
11	Marble	0	0	14	12	0	0	0	2	28
12	Silica	0	4	5	0	0	0	17	20	46
13	Barite	0	14	0	4	0	0	29	8	55
14	Bentonite	0	3	0	0	0	0	6	3	12
15	Industrial Soil	0	14	0	0	0	0	15	26	55
16	Rock Salt	0	0	0	0	43	187	38	0	266
17	Feldspars	0	0	0	0	0	0	16	1	17
18	Granite	0	0	0	0	0	0	0	0	0
19	Copper	0	29	0	0	0	0	0	6	35
20	Zinc	0	11	0	0	0	0	0	17	28
21	Gold	0	0	0	0	0	0	0	2	2
22	Manganese	0	6	6	0	0	0	0	6	18
23	Bauxite	0	15	0	0	0	0	0	12	27
24	Aqueous Salt	3	2	3	0	0	0	0	0	8
25	Black Coal	0	107	0	0	0	0	0	1542	1649
26	Celestine	5	0	0	0	11	2	0	0	18
27	Travertine	0	0	0	0	0	0	0	8	8

Row	Mineral Material	Aradan	Shahrood	Mayami	Mahdishahr	Sorkkeh	Garmsar	Semnan	Damghan	Semnan Province
28	Fireclay	0	0	0	0	0	0	0	6	6
29	Kaolin	0	0	0	0	0	0	0	2	2
30	Turquoise	0	0	0	0	0	0	0	15	15
31	Chromite	0	0	116	0	0	0	0	0	116
32	Magnetite	0	0	5	0	0	0	0	0	5
33	Dolomite	0	0	0	8	0	0	0	0	8
34	Lead	0	0	0	0	0	0	0	0	0
35	Fluorine	0	0	0	8	0	0	0	20	28
36	Shale	0	0	0	0	0	0	0	0	0
37	Mountain Debris	0	0	0	0	0	0	0	0	0
38	Mountain Mixture	0	0	0	0	0	8	0	0	8
39	Limestone Conglomerate	0	0	0	0	0	0	0	0	0
40	Pozzolanitic Tuff	0	0	0	0	0	0	0	0	0
	Total	108	367	175	190	504	417	306	1857	3922

- Source: The Organization of Industry, Mining and Commerce of Semnan Province



Table 11: The Amount of Investment in the Mines (Million Rial) in Semnan Province Divided Based on Cities (Year 2013).

Row	Mineral Material	Aradan	Shahrood	Mayami	Mahdishahr	Sorkheh	Garmsar	Semnan	Damghan	Semnan Province
1	Anhydride	0	0	0	0	0	0	242.5	0	242.5
2	Limestone	3905	10383	0	15168.9	10115.2	0	808.2	6700.1	47080.4
3	Gypsum	32243	9901.5	2793.7	2210	138132	6696.5	299	3416.5	195692.2
4	Zeolite	0	0	0	0	8679.5	0	7846.6	0	16526.1
5	Rubble	243	73095.9	2372	36715.8	786.7	23266.1	209429	9765	355673.5
6	Glauber's Salt	99	0	0	0	3.4	86.1	2311	9175.4	11674.9
7	Marl	1799	1964.2	1794	0	0	0	300	0	5857.2
8	Iron Ore	0	6180.9	0	722.8	0	0	35819.7	17833	60556.4
9	Sand	0	0	11708.9	0	0	10038.5	1788	0	23535.4
10	Brimstone	0	0	0	0	0	0	7979.5	0	7979.5
11	Marble	0	2588	62560	5460.3	0	0	242.5	1580	72430.8
12	Silica	0	3422.5	3594	4273	270	0	9309.5	4747.9	25616.9
13	Barite	2625	604.5	0	2085	0	0	9615	3308.6	18238.1
14	Bentonite	0	692.2	0	0	2018	0	499	1261.3	4470.5
15	Industrial Soil	0	80543.4	0	225	0	0	7198	86829.9	174796.3
16	Rock Salt	1033	0	0	0	25917.4	53736.6	4940.4	0	85627.4
17	Feldspars	0	2129	5040	1722.5	0	0	18163.3	2389.6	29444.4
18	Granite	0	0	0	0	1632	0	0	0	1632
19	Copper	0	4284	7711.82	0	0	0	0	8810	20805.8
20	Zinc	0	1762.5	0	1630.4	0	0	0	36334.2	39727.1
21	Gold	0	19974	0	0	0	0	0	13400	33374
22	Manganese	0	16831	2943	0	0	0	0	4380.8	24154.8
23	Bauxite	0	79401	475.5	0	0	0	0	78092.5	157969
24	Aqueous Salt	0	70	66.6	00	0	103	0	0	239.7
25	Black Coal	0	13609.5	0	1949	0	0	0	223356	238914.5
26	Celestine	7599	0	0	0	25759.8	198	0	0	33556.8
27	Travertine	0	0	0	0	0	0	0	1500	1500

Row	Mineral Material	Aradan	Shahrood	Mayami	Mahdishahr	Sorkheh	Garmsar	Semnan	Damghan	Semnan Province
28	Fireclay	0	0	0	0	0	0	0	1522.5	1522.5
29	Kaolin	0	0	0	0	0	0	0	4501	4501
30	Turquoise	0	0	0	0	0	0	0	2615	2615
31	Chromite	0	0	34353.3	0	0	0	0	0	34353.3
32	Magnetite	0	0	274	0	0	0	0	0	274
33	Dolomite	0	0	0	4070	290	0	0	0	4360
34	Lead	0	0	0	1630.4	0	0	0	0	1630.4
35	Fluorine	0	0	0	250.4	0	0	0	8752	9002.4
36	Shale	0	0	0	334	0	0	0	0	334
37	Mountain Debris	0	0	0	8547.81	0	0	0	0	8547.81
38	Mountain Mixture	0	0	0	0	0	22635.2	0	0	22635.2
39	Limestone Conglomerate	2575	0	0	0	0	0	0	0	2575
40	Pozzolanitic Tuff	0	0	0	0	1777	0	0	0	1777
Total		52121	327437.1	135686.8	86995.31	215381	116760	316791.2	530271.3	1781445

- Source: The Organization of Industry, Mining and Commerce of Semnan Province.



➤ Agriculture



Table 1: Area of Agricultural Land, Forests, Pastures, and Deserts under the Coverage (Hectare) of Semnan Province (Year 2013).

Index	Forest	Pasture			Desert	Total Annual Land and Continuous Arable Agricultural Land
		Dense	Semi-Dense	Poor		
Semnan Province	352245	224947	583668	2932776	5216044	198191

- Source: Statistical Almanac of Semnan Province (Year 2013).



Table 2: Area of Agricultural Land, Forests, Pastures, and Deserts under the Coverage in Semnan Province Divided Based on Cities (Year 2013).

Index	Forest	Pasture			Desert	Total Annual Land and Continuous Arable Agricultural Land
		Dense	Semi-Dense	Poor		
Aradan	8273	6111	28987	101335	305162	16000
Damghan	80273	13784	168092	361466	672343	31861
Sorkheh	18865	19628	39276	102435	732880	5385
Semnan	13058	15268	88524	233497	728673	9579
Shahrood	110508	87309	141434	1544829	2448941	42262
Garmsar	10613	1353	32000	78327	281908	30335
Mahdishahr	60928	70369	33349	23282	0	6516
Mayami	49727	11125	52006	487605	46137	56253
Semnan Province	352245	224947	583668	2932776	5216044	198191

- Source: Statistical Almanac of Semnan Province (Year 2013).



Table 3: The Amount of annual Production of Agricultural Crops (Ton) in Semnan Province (Year 2013).

Row	Type of Production Crops	Annual Production
1	Arable	851820
2	Garden	310836
3	Animal	201020
4	Poultry	57111
5	Fishers	825
6	Honey	250.5
Total		1421862.5

- Source: The Organization of Agricultural Jihad of Semnan Province.



Table 4: The Amount of the Annual Production of Agricultural Crops in Semnan Province Divided Based on Cities (Year 2013).

Row	Type of Production Crops	Unit	Annual Production								
			Semnan	Mayami	Aradan	Mahdishahr	Shahrood	Garmsar	Sorkheh	Damghan	Semnan Province
1	Arable	Ton	644464	244,009	65550	16560	230067	129582	24714	76874	851820
2	Garden	Ton	16709	15515	8934	21058	155675	37930	6566	48448	310836
3	Animal	Ton	26751	22235	13644	13173	55881	32350	3158	23828	201020
4	Poultry	Ton	10569	879	8505	4570	10442	5379	13338	3429	57111
5	Fishers	Ton	65	36	32	130	326	102	6	128	825
6	Honey	Ton	9	2	6	73	98.5	12	4	46	250.5

- Source: The Organization of Agricultural Jihad of Semnan Province

Table 5: The Main Arable and Garden Crops of Semnan Province.

Type of Product	
Arable	Wheat- Barely- Hay- Melon ground and Summer Crops- Corn- Potatoes
Garden	Olive- Pomegranate- Pistachio- Fig- Nuts- Grape- Plum- Almond

- Source: The Organization of Agricultural Jihad of Semnan Province



Table 6: Area under Cultivation, Amount of Production, Performance of the Main Arable Crops of Semnan Province (Year 2013).

Row	Type of Production	Area under Cultivation (Hectare)	Production (Ton)	Performance (Kilogram in Hectare)
1	Wheat	36337	120237	3309
2	Barely	24931	72804	2920
3	Forage Corn	4033	169136	41938
4	Hay	8658	103079	11906
5	Melon, Cantaloupe	3102	88061	28388
6	Watermelon	1026	24538	23916
7	Cucumber	278	4494	16165
8	Tomatoes	1721	44327	25757
9	Eggplant	14	306	21857
10	Leave Vegetable	330	1140	3455
11	Cotton	3716	9356	2518
12	Potato	3660	74258	20289
13	Cereals	5271	4074	773
14	Sugar Beet	2056	118535	57653
15	Pepper	247	307	1243
	Total	95380	834652	8750

- Source: The Organization of Agricultural Jihad of Semnan Province.

Table 7: The Area under Cultivation of the Main Arable Crops (Hectare) in Semnan Province Divided Based on Cities (Year 2013).

Row	Type of Production	Area under Cultivation (Hectare)								
		Semnan	Aradan	Garmsar	Sorkheh	Damghan	Shahrood	Mayami	Mahdishahr	Semnan Province
1	Wheat (Irrigated-Not irrigated)	1675	2850	5505	825	1936	7585	15500	461	36337
2	Barely (Irrigated-Not irrigated)	2133	3500	5325	405	2206	3200	8050	112	24931
3	Forage Corn	560	552	600	81	662	1123	455	0	4033
4	Hay	1670	906	1703	300	779	400	1600	1300	8658
5	Melon, Cantaloupe	294	346	1219	492	76	491	175	9	3102
6	Watermelon	30	0	10	17	97	253	612	7	1026
7	Cucumber	40	0	0	8	34	171	20	5	278
8	Tomatoes	50	0	19	10	360	1000	240	42	1721
9	Eggplant	8	0	0	0	0	6	0	0	14
10	Leave Vegetable	38	3	7	0	54	148	78	2	330
11	Cotton	0	2296	1365	0	0	55	0	0	3716
12	Potato	30	0	10	30	600	2850	50	90	3660
13	Cereals	0	0	0	0	7	46	5208	10	5271
14	Sugar Beet	0	0	0	0	0	251	1805	0	2056
15	Pepper	0	0	0	0	0	147	100	0	247

- Source: The Organization of Agricultural Jihad of Semnan Province.

Table 8: The amount of the production of the main Crops (Ton) in Semnan Province Divided Based on Cities (Year 2013).

Row	Type of Production	City								
		Semnan	Aradan	Garmsar	Sorkheh	Damghan	Shahrood	Mayami	Mahdishahr	Semnan Province
1	Wheat	6024	9763	22185	2895	8118	23432	46471	1349	120237
2	Barely	6763	8875	16190	1292	6652	9800	22940	292	72804
3	Forage Corn	21099	18944	24595	3645	26690	55063	19100	0	169136
4	Hay	22374	11140	20484	4395	8207	5220	20225	11034	103079
5	Melon, Cantaloupe	3199	6525	37838	10616	2580	16610	1509	184	79060
6	Watermelon	600	0	200	374	3930	5105	14205	124	24538
7	Cucumber	600	0	0	65	681	2700	400	48	4494
8	Tomatoes	500	0	190	350	9914	26383	6101	889	44327
9	Eggplant	200	0	0	0	0	106	0	0	306
10	Leave Vegetable	480	5	11	0	170	308	163	3	1140
11	Cotton	0	5498	3748	0	0	110	0	0	9356
12	Potato	365	0	100	390	8888	61604	1490	1421	74258
13	Cereals	0	0	0	0	8	41	4014	10	4074
14	Sugar Beet	0	0	0	0	0	12824	105711	0	118535
15	Pepper	0	0	0	0	0	196	111	0	307

- Source: The Organization of Agricultural Jihad of Semnan Province

Table 9: The Performance of the Main Arable Crops (Kilogram in Hectare) in Semnan Province Divided Based on Cities (Year 2013).

Row	Type of Production	City								
		Semnan	Aradan	Garmsar	Sorkheh	Damghan	Shahrood	Mayami	Mahdishahr	Semnan Province
1	Wheat (Irrigated-Not irrigated)	3596	3426	4030	3509	4193	3089	2998	2966	3309
2	Barely (Irrigated-Not irrigated)	3171	2536	3040	3190	3015	3063	2850	2670	2920
3	Forage Corn	37677	34319	40992	45000	40317	49032	41978	0	41938
4	Hay	13398	12296	12028	14650	10535	13050	12641	8488	11906
5	Melon, Cantaloupe	10881	18858	31040	21577	33947	33829	8623	20444	28388
6	Watermelon	20000	0	20000	22000	40515	20178	23211	17714	23916
7	Cucumber	15000	0	0	8125	229	15789	20000	9600	16165
8	Tomatoes	10000	0	10000	35000	27539	26383	25421	21167	25757
9	Eggplant	25000	0	0	0	0	17667	0	0	21857
10	Leave Vegetable	12632	1667	1561	0	3148	2081	2090	1500	3455
11	Cotton	0	2395	2746	0	0	2000	0	0	2518
12	Potato	12167	0	10000	13000	14813	21615	29800	15789	20289
13	Cereals	0	0	0	0	1143	904	771	1026	773
14	Sugar Beet	0	0	0	0	0	51092	58566	0	57653
15	Pepper	0	0	0	0	0	1333	1110	0	1243

- Source: The Organization of Agricultural Jihad of Semnan Province.

Table 10: Area under Cultivation (Seedling and Fertile), Amount of Production, Performance of the Main Garden Crops of Semnan Province (Year 2013).

Row	Type of Production	Area under Cultivation(Hectare)	Production (Ton)	Performance (Kilogram in Hectare)
1	Olive	4278	5914	2251
2	Pistachio	14762	12561	1092
3	Pomegranate	4713	66967	21835
4	Apricot	6051	51076	10439
5	Walnut	2621	5174	2793
6	Almond	2052	1769	1553
7	Grape	4620	90794	23227
8	Tree Apple	2448	38002	25067
9	Sour Cherry	724	4679	8585
10	Fig	245	3084	13293
11	Pear	303	2552	12095
12	Plum	487	4835	12031
13	Cherry	737	5742	9413

- Source: The Organization of Agricultural Jihad of Semnan Province.
- Area under Cultivation: Seedling + Fertile
- Performance: Production/ Area of Fertile

Table 11: Area under Cultivation of Main Garden Crops (Hectare) of Semnan Province (Year 2013).

Row	Type of Production	City								
		Semnan	Aradan	Garmsar	Sorkheh	Damghan	Shahrood	Mayami	Mahdishahr	Semnan Province
1	Olive	662	1235	1456	765	89	36	4	31	4278
2	Pistachio	277	323	887	330	10437	1897	610	0.5	14762
3	Pomegranate	1140	321	1676	427	409	314	197	229	4713
4	Apricot	116	25	11	55	1146	4144	369	185	6051
5	Walnut	55	82	22	46	512	277	110	1517	2621
6	Almond	327	0	0	202	196	600	353	374	2052
7	Grape	31	55	155	15	463	3550	329	22	4620
8	Tree Apple	25	9	5	36	516	1366	220	271	2448
9	Cherry	0	20	5	23	241	369	35	44	737
10	Sour Cherry	8	5	0	12	193	414	56	36	724
11	Fig	18	38	135	5	20	23	4	2	245
12	Pear	5	9	2	9	51	122	64	41	303
13	Plum	1	6.4	0	8.8	9	46.8	65.4	349.4	487

- Source: The Organization of Agricultural Jihad of Semnan Province.
- Area under Cultivation: Seedling + Fertile

Table 12: Quantity of Production of Main Garden Crops (Ton) in Semnan Province Divided Based on Cities (Year 2013).

Row	Type of Production	City								
		Semnan	Aradan	Garmsar	Sorkteh	Damghan	Shahrood	Mayami	Mahdishahr	Semnan Province
1	Olive	643	2150	2115	905	66.2	6	0	28.4	5914
2	Pistachio	192.4	116.5	723	128	9737.6	1386	277.5	0.5	12561
3	Pomegranate	13388	4622	30788	3566	4950	3458	2085	4110	66967
4	Apricot	968	179	82	492	12645	33511	1755	1444	51076
5	Walnut	128.7	155	30	134.9	633	603	190	3299	5174
6	Almond	240	0	0	77	194	541	248	469	1769
7	Grape	383	625	1459	216	8722	74221	4782	386	90794
8	Tree Apple	322.7	130.2	93	526	7430	21055	2900	5545	38002
9	Cherry	0	75	25	102	1560	3605	178	197	5742
10	Sour Cherry	34	23	0	66	730	3435	285	106	4679
11	Fig	212	510.9	1765	39.8	250	259.2	24	23	3084
12	Pear	21.5	65.8	19	43	189	1316	533	345	2552
13	Plum	3.9	34.3	0	67.2	61.2	525	467.4	3676.3	4835

- Source: The Organization of Agricultural Jihad of Semnan Province.

Table 13: The Performance of Main Garden Crops (Kilogram in Hectare) of in Semnan Province Divided Based on Cities (Year 2013).

Row	Type of Production	City								
		Semnan	Aradan	Garmsar	Sorkheh	Damghan	Shahrood	Mayami	Mahdishahr	Semnan Province
1	Olive	2248	2290	2250	2246	1789	1000	0	1775	2251
2	Pistachio	957	1050	1009	948	1120	1033	922	980	1092
3	Pomegranate	21559	22115	22457	21482	20711	20222	19486	22459	21835
4	Apricot	10637	7458	7455	10468	12277	10121	7697	9563	10439
5	Walnut	3299	2123	2143	3289	2353	2471	2375	3021	2793
6	Almond	1739	0	0	1750	1329	1665	1590	1421	1553
7	Grape	16652	13889	13895	16615	20866	24035	23910	22706	23227
8	Tree Apple	16984	18600	18600	16968	21853	26652	26606	25791	25067
9	Cherry	0	5000	5000	6000	7393	11629	11867	5324	9413
10	Sour Cherry	6800	4550	0	6600	5328	10193	10179	4609	8585
11	Fig	13250	13445	13473	13267	12500	12960	12000	11500	13293
12	Pear	7167	9400	9400	7167	9947	15126	10843	9583	12095
13	Plum	9750	7622	0	8615	9273	12681	12983	12046	12031

- Source: The Organization of Agricultural Jihad of Semnan Province.

Table 14: Area under Cultivation of Greenhouse in Semnan Province.

Row	Type of Greenhouse	City								
		Semnan	Aradan	Garmsar	Sorkheh	Damghan	Shahrood	Mayami	Mahdishahr	Semnan Province
1	Decorative Flowers and Plants (M ²)	4219	1691	3323	0	3331	5440	1877	4758	24639
2	Vegetable and Summer Crops (Hectare)	8.5	24	18.36	1.67	2	7.7	1.2	5.22	68.57
3	Edible Mushroom (Hectare)	0.007	0	0.03	-	0.1	0.22	0	0	0.357

- Source: The Organization of Agricultural Jihad of Semnan Province.



Table 15: The Amount of Production of Greenhouse in Semnan Province.

Row	Type of Greenhouse	City								
		Semnan	Aradan	Garmsar	Sorkheh	Damghan	Mayami	Shahrood	Mahdishahr	Semnan Province
1	Decorative Flowers and Plants (Sapling)	49455	19970	38360	0	36720	23190	0	65110	232805
2	Vegetable and Summer Crops (Ton)	1725	4810	3772	334	451	154	1559	1040	13842
3	Edible Mushroom (Ton)	2.2	0	25.87	0	80	0	120	0	228.07

- Source: The Organization of Agricultural Jihad of Semnan Province.



➤ **Tourism Attractions and Cultural Heritage of Semnan Province**

Historical and Tourism Attraction

Congregation Mosque of Semnan

It is one of the most ancient monuments from the magnificent Islamic period which shows the civilization, development and architectural artistic genius of this territory. The building is single terrace. Based on the historical texts the time of the building goes back to the third lunar Hejri which is located in Imam Street.



Imam Mosque of Semnan

It is one of the memorials of Ghajar period. Imam mosque or Soltani mosque is a perfect model of four terrace mosque representing the architecture of Ghajar period. It is built in 1242 lunar Hejri by Haji Seyyed Hassan one of the greatest scholars of Semnan city at the time of the kingdom of Fathalishah, Ghajar king. It is mentioned in the sources that the cost has been provided by dispossessing the properties of Zolfagharkhan the cruel governor of Semnan at the time which is located in Imam Street.



Pahneh Bath

A building from 9th century of lunar calendar which is built by the order of Khajeh Ghyasalldin Mohammad the son of Khajeh Tajoddin Bahram Semnani one of the viziers of Teymori era. It is located in the central area of Semnan neighboring the Congregation Mosque Complex, Imam Mosque, the shopping center of Pahneh, and alongside the market.



Pahneh Shopping Center

It is one of the beautiful buildings of Ghajar period, which is built beside Imam Mosque and Pahneh praying center.

This center has three floors used for business purposes.



Tadayyon House of Semnan

It is among the valuable houses of Ghajar period divided into internal and external sections. The internal section includes the two big vaults and the external section includes the summer sections consisting of vent and the winter section and also consists of some small and large rooms. The present building of Mohammadiéh House is used as the location of the cultural heritage office of Semnan province. It is located in Taleghani Street.



Arg Gateway of Semnan

The main building of Arg was built in the time of Bahman Mirza Bahaoddoleh the son of Fathalishah of Ghajar. It was considered as the governmental Arg and the governmental center in Ghajar Period. It includes two gates. The southern gate is destroyed due to the expansion of the city and the northern gate (present gate) is left. The building has ended in 1302 lunar Hejri. It has unique tile works and brickworks located in Arg square of Semnan.



The Palace of Bahram (Inn)

The caravanserai of Bahram is located in the 154 kilometer in the south of Tehran and on the way of old stone road and caravan road of Isfahan, Kashan and Garmsar.

This road passes Aynolrashid caravanserai and is known as stone road. Aynolrashid caravanserai is located in the 4 kilometers distance of western south of the palace of Bahram. The Shah Abbasi caravanserai of the palace of Bahram is one of the historical attractions of the area.



This building which is similar to city inns and different from on the way caravanserai has been used for the residence of Safavid kings in time of hunting and kingly journeys.



Its appearance is square shape and its facade is made of big and regular shaped white-colored lime stones. The palace includes four big towers, semi-circular and the two gateways of the north and the south.

This palace is in the shape of four-terrace and the rooms are located around the yard or in the central apron. The central yard is a big enclosure with 8 angles and with 24 rooms around. A square pool about 2 meters deep is located in the center of central yard. A simple big yard with archway vault is made in the eastern side. In the western side of the central yard, there is a vast hall in which there are alcove

section and shelves around and a terrace in front of the hall. Shahabbasi caravanserai of the palace of Bahram, also known as Abbasabad caravanserai is now used as the hunting post-station the national park of Kavir and as the guesthouse for the residence of tourists and scholars.




This stone caravanserai is being repaired and maintained by the environmental protection Agency under the supervision of the organization of cultural heritage.

Hunting Forbidden Area of Khonar

It is the beautiful and fair weather, natural inheritance of the city located in the north of Sorkheh city in the range of Alborz in more than 36000 Hectare land known as the "land of galbanum".


The plant types of the area include galbanum and ferula, juniper, barberry, oregano and eremurus, rue, milfoil, bulbous plant, lamiaceae. The animal species include wolf, fox, wild cat, wild pig, rabbit, jackal, brown bear, male goat and goat, ram and sheep.

The main birds of the area include sparrow type species, Dari partridge, desert pigeon, dull-yellow partridge and hunting birds. Thus this region and Aftar region with the aforementioned features are like a paradise, unknown to the nature tourists.



Kavir National Park as an Exceptional Region

Not very far from the eastern south of the capital, there exists a rich collection and natural fair of desert wildlife with male and female goats, ram and sheep, sand cat, Jabir (a Gazelle), Iranian cheetah, and various plant societies.



This area surrounded by salt lake, sand Kavir, central Kavir, and Garmsar Kavir is like an Island which is a good representative of desert steppes with little water. All over the globe it is one of the several global reservoirs which should be supported. This region is announced as the reserved area by the hunting society of Iran with the area of 609 thousand and 438 Hectares.

In 1976, it was changed into National park and in 1357, The supreme council of environmental organization by freeing the southern parts,

extended the park to the drainage basin of Sorkh Mountain and the southern drainage basin of white-water mountain, so that an area of 670 Hectare was added to the park.

In 1982, due to the economic, social situation and the preservative facilities and capabilities, it was divided into two halves of National Park with the area of 420000 Hectare including Siyahkooh, Nakhjir,



Sefidab regions and all the heights and foothills and the surrounding plains and Kavir protected area with the measurement of 250 thousand Hectares including Makkosh plains, Siyah Pardeh, Zard Pardeh, Davazdah Imam heights and Narehkhar kooh which is under the protection of central office of environmental protection agency of Semnan Province.

National Park and the protected central Kavir in the west of central Kavir of Iran and the east of Namak Lake, and Qom Kavir is located in Qom Province, Pishva, and Aradan village and the great winter Quarters of Garmsar and the north of Abozydabad of Kashan. It is located in vicinity of Tehran, Qom, Semnan and Isfahan. It possesses a dry and desert climate. Raining happens from November to May. The average annual rainfall is 150mm.

The Edifice and Hunting Preserve of Molladeh in Mahdishahr

In the fertile and fair weather of Molladeh, there are two great, ancient and beautiful buildings, located in two western and eastern sides of one another and with the distance of about 40 meters with separate ownership. The architecture of the two buildings is very beautiful.

The plaster-molding on the walls of the rooms and Ivans, the archway on the walls and some beautiful wall paintings has given a specific magnificence to the buildings.

The weather is temperate in spring and summer with cold heavily snowy winter. The distance is about 66 kilometers to Mahdishahr city and 84 kilometers to the center of Semnan Province.

The Sefidrood River which is called Espirood in the local dialect of Sangsari, is in the north of the village. In ancient time, the village

has been called Ayok inhabiting the four tribes of Jush, Jula, Sadat and Molla.

After the migration and accommodations of a group of Molla tribe the name of the village was changed from Ayok to Molladeh. In the northern area of Molladeh, beautiful summer Quarters like Sangcheshmeh ... and the popular maple forests are located which are related to the northern forests of Iran. Oak, maple and beech trees are standing so high in this forest. In the southern part of the village, a vast number of mountainous juniper and hills have surrounded the village.

Bibi Tayebeh Tomb is located on the entrance of the village, people of villages call Bibi Tayebeh the daughter of Majesty Mosa the son of Jafar (peace be upon him). The village has two old watermills whose



remains are still left. The road from Mahdishahr to Molladeh is tarmac and many travelers and tourists visit the scenes, rivers and ancient beautiful edifice of Molladeh.

The Sample Area of Tourism in Roodbarak Forest

Roodbarak is located in 80 kilometers of eastern north of Semnan on the road of Shahmirzad to Fooladmahaleh in Mahdishahr city and on the southern skirts of Alborz Mountains. It is part of the protected area of Parvar.



It has attracted the attention of tourists due to broad-leaved forests and cool weather especially in summer. The variety of plants and animals

fair weather especially in summer and natural views are among the tourist attractions of the region.

The Sample Area of Tourism Darband Cave

Darband is a small green area located on the way of Mahdishahr to Shahmirzad. The main tourist capability is the pleasant weather and the intact nature and Darband Cave. Darband Cave is an Iranian lime stone cave with the length of 150 meters. The great columns of stalactite and stalagmite and lime walls are among the attractions of this cave.



The Sample Area of Tourism Parvar

The sample area of tourism Parvar is located in the eastern north of Shahmirzad known as the protected area of Parvar which includes various plant coverage. It includes the villages of Parvar, Kaverd, Tema, Tellajim, Finesk and Molladeh.



The Sample Tourist Area of Abbasabad

Abbasabad is an old village along the road from Shahrood to Sabzevar. The main attractions include Shahabbasi caravanserai and other historical buildings. The main historical buildings along the road of Shahrood to Sabzevar include the great caravanserai of Meyandasht, Mayami, Abbasabad, Alhak, Sadrabad, Sepanj (Jahanabad) and congregation mosque of Foromad.

Mayami Caravanserai

It is located in the center of Mayami city and is one of the beautiful caravanserais of Safavid period which is almost safe. It has a central yard with four Ivans made of brick. The entrance is in the shape of octave and two floors located in the northern angle of caravanserai. On the entrance there are stone engravings showing the date of constructions and the benefactor which is exceptional on this aspect. Mayami caravanserai with 5250 square meter is registered in the list of national relics and at present is the anthropological museum site of Mayami city.



The Protected Area of Khartoran

The protected area of Khartoran or Toran known as "Africa of Iran" is located in 140 kilometers of eastern south of Shahrood and 28 kilometers eastern south of Biyarjmand and in the north of central Kavir of Iran which is the largest protected area of Iran. This region with one million and thousand Hectares includes three areas of national park (8 percent), shelter of wildlife (17 percent) and the protected area (75 percent). Furthermore, it is the largest reservoir of biosphere of the country and after Serengeti in Tanzania is the second biosphere of the world, sheltering scarce plants and animal species.



The Protected Area of Khoshyeylagh

The protected area of Khoshyeylagh is located in the eastern north of Shahrood city with area of 156 Hectares which is divided into two mountainous and plain sections. Since, the region is located between Kavir and Caspian broad-leaved forests and possesses a high biological variety and special variety of plant coverage and wildlife. The west and northern west includes Caspian broad-leaved forests like maple, oak, beech and Hawthorns. In the major section of the area semi-steppe plants can be observed. Plants types like Artemisia, plumbaginaceas, astragalus, along with juniper shrubs and barberry pushes are observed. In steppe areas which cover the eastern area, plant types like zygophyllum, sagebrush plain, ephedraceae, salsola tomentosa grow.



Zardabeh plain in the center is the most beautiful plain of the area with magnificent flowers and plants, shelter, many wild animals, Golesorkh valley which is in the eastern part of Zardabeh plain is completely different from other habitats of Khoshyeylugh with exquisite views of oak trees and Hirkani forest plants.

Abr Jungle

Abr Jungle is one of the beautiful forests of Iran. It is located in 30 kilometers distance of northern east of Shahrood on the road of Shahrood to Azadshahr in Abr village. The sky of the jungle is always covered with cloud. The great height of jungle from sea level, the lowness of temperature during hot season and the existence of fountains and streams and various forests plants characterize the jungle.



Toran Habitat

Toran complex includes the three sections of national Park (8 percent) wildlife shelter (17 percent) and the protected area (75 percent). This region is located on the south of Tehran-Mashhad road and the eastern north of Kavir plain, the west of "Khartoran" and the east of "Trood". After "Neybandan" wildlife shelter, this is the second largest region under the protection of Environmental organization.



Hunting Forbidden Area of Tepal

Hunting forbidden area of Tepal covering 30000 Hectares is located in western north of Shahrood city which is a mountainous plain area neighboring Shahrood. Tepal region with very beautiful views has

long been a suitable location as the habitat of wild animals and a good visiting place for the lovers of the nature. Among the special species of its wild life ram and sheep, male and female goats, gazelle, brown bear leopard, partridge, see-see partridge, Dari partridge, jackal and various wild birds can be mentioned.

The Sample Tourists Region of Rameh

Rameh village is one of the villages of Aradan located in 50 kilometers from the center of Aradan. It has fair weather during summer and very original and beautiful natural scenes. It is divided into two sections of the High Rameh and Low Rameh.



The Sample Tourist Region of "Padeh"

Padeh village is located in 2 kilometers east of Islamabad village (Kharabeh Ghaleh) and 4 kilometers eastern north of Aradan city and 16 kilometers from Garmsar. It is in the desert and it has semi-desert climate. In summer it is hot and in winter it is cold. Padeh village with long antiquity is one of the ancient villages of Semnan. Its main name has been "payindeh" which has gradually changed into "Padeh".

Aradan Padeh Castle

Padeh castle is the entrance to Padeh village which is visible from long distance. It is one of the castle of Ashkanid period. At first glance, it is clear that the left buildings, above the castle are newer and belong to the Islamic period.



The Handicrafts of the Province

Felt Weaving

Another handicraft with a long antiquity in Iran is felt weaving. The present situation of felt-weaving is quantitatively and qualitatively desirable. It is produced in Semnan, Damghan and Abrsej village in Shahrood. The raw material for felt weaving is wool which is made at various sizes. In felt weaving the talent, artistic skill and movement of the artist can be observed. The products of these Laborers are used personally and sent to northern villages of the province and Mazandaran Province.



Pottery and Ceramics

Pottery is one of the most important and ancient man-made handicraft. Unlike metal works, pottery will not decay under the ground. Because of this exceptional feature, we can find expressive information about it. The pot industry has a valid antiquity in Semnan Province, so that Dr. Eric Schmidt while excavating around Damghan was hopeful to find the fictional city of Hecatom Pylose or 100-gated city. Although he was not successful to find the remains of his intended city, but he found a set of the best crafts of the craftsmen of two to three thousand year B.C. These crafts included big jars with geometrical shapes with light brown and cream-colored glaze. Since the required background for pottery has been prepared in most places in the Province, this craft has survived in spite of its historical rises and falls. Pottery and pot-making workshop of Ghanbeigi has a specific significance in Shahrood.



Hand-Made Crafts

The people of this land prepared their own cloth with their own artistic hands which were wonderful in variety of color, pattern, design and method of knitting. Hand-making included the production of traditional, artistic curtains, towel, neckerchief, Mtghal fabric as the frame-work Ghalamkar which are popular in the Province. Moreover, Jajim mat, Chadorshab (wrapper weaving), Pelan carpet, and Jukha clothes, which are mainly produced by villagers and migrating tribes are among other crafts of the people of the province. Each month, a noticeable quantity of these products are sent to the other provinces or centers. Semnan city, especially Sorkheh, Mahdishahr, Fooladmahaleh and villages of Damghan city and Bastam villages are the center of production of Jajim carpets and handicrafts of the province.



- Suggest Projects Based on the Capacities of the Province



The studies about the feasibility of the following projects is prepared and arranged by the central office of economic affairs and finance in cooperation with the college of economy, management and administration of Semnan University. The exchange price of dollar is considered as 32000 Rials. If needed, for more information about the complete studies the book of "100 chances for investment in Semnan Province" is published which is available in

"[http: //investment.sem-eco.ir](http://investment.sem-eco.ir)".

Row	Project	Suggested Location	Section	The Features of the Project			Type of the Project	Investment	
				Internal Return Rate (Percent)	Interest Based on Cost	Returning Period of Capital (Year)	Developmental (Founded)	Based on Rial (Million Rials)	Based on Currency (Million Euro)
1	Building circulating power plants on the way of transferring the water of Finesk dam to Semnan	Mahdishahr City- Finesk Region	Industry and Mine	14.2	0.863	5.2	Founded	150960.78	4.7
2	Building circulating power plants on the way of transferring the drinking water from diverting channel of Simindasht to Garmsar	Garmsar City- Simindasht Garmsar Region	Industry and Mine	5.7	0.752	7.7	Founded	86432.911	2.7
3	Building circulating power plants on the way of water channel from diverting channel of Simindasht to Garmsar	Garmsar City- Simindasht Garmsar Region	Industry and Mine	1.5	0.644	7	Founded	932753.87	29.1

Row	Project	Suggested Location	Section	The Features of the Project			Type of the Project		Investment	
				Internal Return Rate (Percent)	Interest Based on Cost	Returning Period of Capital (Year)	Developmental (Founded)	Based on Rial (Million Rials)	Based on Currency (Million Euro)	
4	Retrieval of plastic wastage	Industrial town of Semnan	Industry and Mine	24	1.028	4	Founded	18171.808	0.6	
5	Packaging barberry	Mahdishahr City-Fooladmahaleh Region	Industry and Mine	35.9	1.074	3.3	Founded	71195.6	2.2	
6	Packaging nut products	Mahdishahr City-Industrial town of Shahrmirzad	Industry and Mine	10.6	962	6.9	Founded	25214.31	0.7	
7	Skinning and packaging nuts and dried fruits	Industrial town of Damghan	Industry and Mine	101.5	1.28	1.1	Founded	73919.448	2.3	
8	Producing ethanol (ethyl alcohol) from beetroot molasses	Industrial town of Semnan	Industry and Mine	26.3	1.070	3.6	Founded	23040.266	0.7	

Row	Project	Suggested Location	Section	The Features of the Project			Type of the Project	Investment	
				Internal Return Rate (Percent)	Interest Based on Cost	Returning Period of Capital (Year)	Developmental (Founded)	Based on Rial (Million Rials)	Based on Currency (Million Euro)
9	Producing the essence of medicinal plant	Mayami City	Industry and Mine	162	2.404	0.6	Founded	32714.97	1.02
10	Producing alcohol from wastage of fruits and vegetables	Neighboring Industrial of East of Semnan	Industry and Mine	28.7	1.075	3.3	Founded	17550.482	0.5
11	Producing water and molasses from grape	Industrial town of Shahrood	Industry and Mine	31.4	1.157	3.2	Founded	15108.669	0.4
12	Producing water of barberry	Mahdishahr City- Fooladmahaleh Region	Industry and Mine	34.1	1.068	2.9	Founded	31185.39	0.9
13	Producing normal lime (alive)	Damghan City- Simekooh Region	Industry and Mine	85.9	1.731	1.2	Founded	38662.417	1.2

Row	Project	Suggested Location	Section	The Features of the Project			Type of the Project	Investment	
				Internal Return Rate (Percent)	Interest Based on Cost	Returning Period of Capital (Year)	Developmental (Founded)	Based on Rial (Million Rials)	Based on Currency (Million Euro)
14	Producing raw sponge iron	Semnan City- Outside Towns and Industrial Areas	Industry and Mine	22.5	1.031	3.9	Founded	27658367	864.3
15	Producing eucalyptus solution	Industrial town of Garmsar City and around	Industry and Mine	65.6	1.237	1.7	Founded	8791.901	0.2
16	Producing non-armed wall blocks from gas light concrete	Semnan City- Industrial towns of Semnan City	Industry and Mine	23.9	1.22	3.9	Founded	242205.38	7.5
17	Producing light pre stressed roof concrete	Semnan City- Industrial town of Semnan	Industry and Mine	1.16451	24.8	3.8	Founded	252187.596	7.8
18	Producing stainless steel Billet	Garmsar City- Industrial towns of Garmsar City	Industry and Mine	32.8	1.060	3.1	Founded	80651.653	2.5

Row	Project	Suggested Location	Section	The Features of the Project			Type of the Project	Investment	
				Internal Return Rate (Percent)	Interest Based on Cost	Returning Period of Capital (Year)	Developmental (Founded)	Based on Rial (Million Rials)	Based on Currency (Million Euro)
19	Producing curtain fabric	Garmzar City- Industrial town of Garmzar	Industry and Mine	33.3	1.244	3	Founded	145262.885	4.5
20	Producing cotton fabric and artificial thread	Semnan City- Industrial towns of Semnan	Industry and Mine	31.8	1.156	3.1	Founded	8524.194	0.26
21	Producing nylon fabric	Garmzar City- Industrial town of Garmzar	Industry and Mine	24.6	1.063	3.7	Founded	120630.291	3.7
22	Producing plastic wood profile	Semnan City- Industrial towns of Semnan	Industry and Mine	24.2	1.013	3.9	Founded	41775.195	1.3
23	Producing powder of tomatoes	Garmzar - Industrial town of Garmzar	Industry and Mine	9.3	0.977	-	Founded	146248.9	4.5
24	Producing tiles from Kavir Sands	Industrial town of Garmzar- Industrial town of Shahrood- Industrial town of Damghan	Industry and Mine	22.3	1.019	4.2	Founded	145262.885	4.5

Row	Project	Suggested Location	Section	The Features of the Project			Type of the Project	Investment	
				Internal Return Rate (Percent)	Interest Based on Cost	Returning Period of Capital (Year)	Developmental (Founded)	Based on Rial (Million Rials)	Based on Currency (Million Euro)
25	Producing potato chips	Shahrood City- Mojen	Industry and Mine	7	0.942	8.4	Founded	5142.683	0.1
26	Producing towel	Semnan City	Industry and Mine	24.9	1.015	3.9	Founded	24617.859	0.7
27	Producing color-cleaning clay (Tonsil)	Sorkheh City	Industry and Mine	-	0.718	8.5	Founded	13925.225	0.4
28	Producing grenadine	Mahdishahr City - Darjazin City	Industry and Mine	17.3	0.975	4.7	Founded	17885.382	0.5
29	Producing juice of barberry	Mahdishahr City - Fooladmahaleh	Industry and Mine	223	2.088	0.4	Founded	66263.874	2.07
30	Producing silica for molding	Damghan City	Industry and Mine	23.8	1.022	3.9	Founded	43947.551	1.3

Row	Project	Suggested Location	Section	The Features of the Project			Type of the Project	Investment	
				Internal Return Rate (Percent)	Interest Based on Cost	Returning Period of Capital (Year)		Based on Rial (Million Rials)	Based on Currency (Million Euro)
31	Producing wire and cable	Damghan City	Industry and Mine	5.4	0.971	9.4	Founded	65326.461	2.04
32	Producing silica bar	Garmsar City	Industry and Mine	21.5	1.014	4.1	Founded	45068330.053	1408.3
33	Producing plant decaying throwaway dishes	Garmsar City	Industry and Mine	32.5	1.0172	3.1	Founded	89097.377	2.7
34	Producing herbal medicine	Damghan City- Dibaj City	Industry and Mine	183	2.201	0.6	Founded	5139.453	0.16
35	Producing building tiles	Semnan City- Industrial towns of Semnan	Industry and Mine	24.3	1.04	3.8	Founded	695688.343	21.74
36	Producing diaphragm gas meter	Semnan City	Industry and Mine	48.6	1.175	2.3	Founded	28855.84	0.9

Row	Project	Suggested Location	Section	The Features of the Project			Type of the Project	Investment	
				Internal Return Rate (Percent)	Interest Based on Cost	Returning Period of Capital (Year)	Developmental (Founded)	Based on Rial (Million Rials)	Based on Currency (Million Euro)
42	Producing clothes	Semnan City	Industry and Mine	38.8	1.097	2.7	Founded	6582.731	0.2
41	Producing sanitary flat plum (Lavashak)	Mahdishahr City	Industry and Mine	131	2.019	0.8	Founded	18526.128	0.57
40	Producing micromized plaster	Momenabad in Semnan	Industry and Mine	25.3	1.054	3.7	Founded	43917.697	1.3
39	Producing alpha plaster	Semnan City- (Momenabad)	Industry and Mine	43.8	1.14	2.5	Developmental	19958.51	0.6
38	Producing polymer plaster	Industrial towns of Semnan- (Aftar)	Industry and Mine	36.4	1.013	2.8	Founded	174027.350	5.4
37	Producing com flex	Semnan City	Industry and Mine	71.6	1.268	1.4	Founded	21597.32	0.6

ROW	Project	Suggested Location	Section	The Features of the Project			Type of the Project	Investment	
				Internal Return Rate (Percent)	Interest Based on Cost	Returning Period of Capital (Year)		Based on Rial (Million Rials)	Based on Currency (Million Euro)
43	Producing Chinese insulator	Senman City	Industry and Mine	48.4	1.316	2.1	Founded	28537.155	0.8
44	Producing industrial bread	Garmsar City	Industry and Mine	28.4	1.023	3.5	Founded	22061.837	0.6
45	Producing candy (Nabat) and candy lollies (Abnabat)	Shahrood City	Industry and Mine	202	1.795	0.5	Founded	3903.175	0.12
46	Producing thread	Senman City	Industry and Mine	9.8	0.879	6.3	Founded	10271.562	0.3
47	Producing polyester thread	Garmsar City	Industry and Mine	26.1	1.026	3.7	Founded	26342.725	0.8
48	Producing Haybalk thread and elastic band and fillet band	Garmsar City	Industry and Mine	27.4	1.026	3.5	Founded	45619.734	1.4

Row	Project	Suggested Location	Section	The Features of the Project			Type of the Project	Investment	
				Internal Return Rate (Percent)	Interest Based on Cost	Returning Period of Capital (Year)		Based on Rial (Million Rials)	Based on Currency (Million Euro)
49	Producing starch from potato	Shahrood City	Industry and Mine	28.6	1.037	3.7	Founded	27039.3	0.8
50	Producing iodine purified salt	Semnan City	Industry and Mine	35.5	1.288	2.8	Founded	20672.306	0.6
51	Copper mine (development)	Abbas abad - mayami City	Industry and Mine	81.9	1.985	1.38	Developmental	12603.22	0.3
52	Producing tasty edible salts	Industrial towns of Semnan and Garmsar	Industry and Mine	29.1	1.137	3.4	Founded	39589.715	1.2
53	Producing and packaging mineral water	Mahdishahr City- Chashm	Industry and Mine	25	1.017	3.9	Founded	14333.19	0.4
54	Producing and packaging dried vegetable	Industrial towns of Garmsar	Industry and Mine	25.6	1.008	3.865	Founded	35434.819	1.1

Row	Project	Suggested Location	Section	The Features of the Project			Type of the Project	Investment	
				Internal Return Rate (Percent)	Interest Based on Cost	Returning Period of Capital (Year)	Developmental (Founded)	Based on Rial (Million Rials)	Based on Currency (Million Euro)
60	Processing of slaughter house wastage	Semnan City-Industrial town of Sorkheh	Industry and Mine	22.6	1.015	3.8	Founded	8178.06	0.2
59	Processing summer crops (melon and water melon)	Industrial town of Garnsar City or Sorkheh City	Industry and Mine	21.4	1.002	4.3	Founded	28514.775	0.8
58	Sorting and packaging raisin	In around of Shahrood City	Industry and Mine	62	1.340	1.7	Founded	21974.47	0.6
57	Sorting and packaging the hen feather	Industrial towns of Semnan City	Industry and Mine	17.1	0.977	5	Founded	5315.87	0.1
56	Oil-pressing nuts	Mahdishahr City-Industrial town of Shahmirzad	Industry and Mine	607	2.622	0.16	Founded	19435.287	0.6
55	Oil-pressing plant seeds	Industrial town of Shahrood	Industry and Mine	26.4	1.012	3.8	Founded	35349.91	1.1

Row	Project	Suggested Location	Section	The Features of the Project			Type of the Project	Investment	
				Internal Return Rate (Percent)	Interest Based on Cost	Returning Period of Capital (Year)	Developmental (Founded)	Based on Rial (Million Rials)	Based on Currency (Million Euro)
61	Processing tomato	Industrial town of Shahrood City	Industry and Mine	18.8	1.326	2.2	Founded	26914.859	0.8
62	Processing mineral material of Talc	Industrial town of Damghan City	Industry and Mine	35.7	1.25	2.8	Founded	14594.231	0.4
63	Embroidery on curtain fabrics	Industrial town of Garmsar City	Industry and Mine	21.3	1.003	4.1	Founded	312412.834	9.7
64	Meat (sheep, hen, fish and shrimp) Packed freeze	Industrial towns of Semnan City	Industry and Mine	22.2	1.003	4.3	Founded	38682.543	1.2
65	Barite mine (developmental)	Semnan City - in Ahovan Region, in southwest of Shahrood	Industry and Mine	-	0.098	-	Developmental	12603.222	0.3
66	Bentonite mine (developmental)	Damghan City	Industry and Mine	44.6	1.361	2.1	Founded	12575.222	0.3

Row	Project	Suggested Location	Section	The Features of the Project			Type of the Project	Investment	
				Internal Return Rate (Percent)	Interest Based on Cost	Returning Period of Capital (Year)	Developmental /Founded	Based on Rial (Million Rials)	Based on Currency (Million Euro)
71	Shapeless stone mine (developmental)	Garmsar City- Areas around Garmsar and Eynakey	Industry and Mine	61.8	1.313	2.01	Developmental	1071.659	0.03
70	Zeolite mine (developmental)	Sorkheh City- Aftar Village	Industry and Mine	1.66	1.598	1.6	Founded	12708.222	0.3
69	Dolomite mine (developmental)	Mahdishahr City- Shahmirzad	Industry and Mine	-	0.3	-	Developmental	12603.222	0.3
68	Industrial soil mine (Feldspar) (developmental)	Semnan City- In the south of Semnan in Eocene Stones	Industry and Mine	48.4	1.446	2.02	Developmental	12296.822	0.3
67	Industrial soil mine (Kaolin) (developmental)	Semnan and Bidestan Region in West north, Parchin, north of Semnan, Toyedarvar, between Semnan,	Industry and Mine	5.3	0.735	7.6	Developmental	11072	0.3

Row	Project	Suggested Location	Section	The Features of the Project			Type of the Project	Investment	
				Internal Return Rate (Percent)	Interest Based on Cost	Returning Period of Capital (Year)	Developmental (Founded)	Based on Rial (Million Rials)	Based on Currency (Million Euro)
72	Rock salt mine (developmental)	Garmsar City- 10 Kilometer of Garmsar-Eyvanakey- Opposite industrial City of Fajr- Salt Mines	Industry and Mine	64.7	1.372	1.8	Founded	1623.916	0.05
73	Silica mine (developmental)	Damghan City	Industry and Mine	41.1	1.359	2.5	Developmental	12561.222	0.3
74	Gold mine (developmental)	Damghan City- Moaleman Village	Industry and Mine	71.7	1.804	1.5	Developmental	9566.818	0.2
75	Sulphur mine (developmental)	Semnan City- Delazian Village	Industry and Mine	44	1.437	2.04	Founded	12498.22	0.3
76	Murmerite mine (developmental)	Shahrood City- Mayami City- Damghan City	Industry and Mine	22.1	1.019	3.92	Developmental	12286.822	0.3

Row	Project	Suggested Location	Section	The Features of the Project			Type of the Project	Investment	
				Internal Return Rate (Percent)	Interest Based on Cost	Returning Period of Capital (Year)	Developmental / Founded	Based on Rial (Million Rials)	Based on Currency (Million Euro)
77	Manganese mine (developmental)	Semnan City- Manganese Mine of Chah Gabri	Industry and Mine	33.2	1.208	2.84	Developmental	12442.22	0.3
78	Mica mine	Shahrood City- Kookhkaftari	Industry and Mine	-	0.06	-	Developmental	12543.722	0.4
79	Conservation of vegetable through fast freezing	Garmsar City	Industry and Mine	34.8	1.135	3	Founded	20845.847	0.65
80	Building pistachio garden	Damghan City	Agriculture	14.6	0.835	4.2	Developmental	6100.981	0.2
81	Building olive garden	Semnan City	Agriculture	24.7	1.337	3.3	Developmental	34081.893	1.06
82	Raising ostrich	Shahrood City (Khartoran)	Agriculture	4.3	0.789	8.1	Founded	9329.775	0.2

Row	Project	Suggested Location	Section	The Features of the Project			Type of the Project	Investment	
				Internal Return Rate (Percent)	Interest Based on Cost	Returning Period of Capital (Year)	Developmental (Founded)	Based on Rial (Million Rials)	Based on Currency (Million Euro)
83	Raising and keeping honey bees	Mahdishahr City- Fooladmahaleh Region	Agriculture	53.6	1.301	1.9	Founded	1209.766	0.03
84	Processing mushroom	Semnan City	Agriculture	37.3	1.28	2.7	Founded	11533.813	0.3
85	Natural park of Damghan	Damghan City	Services	2.4	0.557	8.8	Founded	38139.071	1.1
86	Natural park of Shahrood	Shahrood City	Services	1.2	0.508	9.4	Founded	74389.223	2.3
87	Natural park of Garmsar	Garmsar City	Services	2.4	0.57	8.8	Founded	36279.311	1.13
88	Revival and exploitation of Mohammadieh house of Semnan	Semnan City	Services	8.5	0.762	6.6	Founded	9256.537	0.28

Row	Project	Suggested Location	Section	The Features of the Project			Type of the Project	Investment	
				Internal Return Rate (Percent)	Interest Based on Cost	Returning Period of Capital (Year)	Developmental /Founded	Based on Rial (Million Rials)	Based on Currency (Million Euro)
89	Warehousing and maintaining food in refrigerating room over zero degree	Semnan City	Services	25.2	1.035	3.7	Founded	71753.622	2.2
90	Establishing Kavir tourism complex	Semnan City	Services	12.4	0.901	5.6	Founded	29265.046	0.9
91	Establishing the sample tourist area of Ahovan	Semnan City- Ahovan	Services	7.1	0.729	7.1	Founded	14869.483	0.4
92	Establishing the sample tourist area of Kavir National Park (Bahram Palace)	Garmsar City	Services	44.8	1.348	2.4	Founded	5994.486	0.1
93	Establishing the sample tourist area of Tangeh Zendan	Damghan City	Services	6.1	0.752	7.4	Founded	8782.155	0.3

Row	Project	Suggested Location	Section	The Features of the Project			Type of the Project	Investment	
				Internal Return Rate (Percent)	Interest Based on Cost	Returning Period of Capital (Year)	Developmental (Founded)	Based on Rial (Million Rials)	Based on Currency (Million Euro)
94	Establishing the sample tourist area of Chashm	Mahdishahr City	Services	9.9	0.787	6.3	Founded	12938.335	0.4
95	Establishing the sample tourist area of Rezaabad	Shahrood City	Services	5.7	0.679	7.6	Founded	141139.493	0.4
96	Establishing the sample tourist area of Abbasabad	Mayami City	Services	55.8	1.533	1.9	Founded	9591.577	0.3
97	Establishing the sample tourist area of Ghalibaf	Aradan City	Services	3.4	0.675	8.5	Founded	9221.933	0.3
98	Tourism with tendency to Caravanserai of Semnan Province	Shahrood City- Damghan City- Semnan City- Garmsar City	Services	48.9	1.297	2.1	Founded	18431.4	0.5

Row	Project	Suggested Location	Section	The Features of the Project			Type of the Project	Investment	
				Internal Return Rate (Percent)	Interest Based on Cost	Returning Period of Capital (Year)	Developmental /Founded	Based on Rial (Million Rials)	Based on Currency (Million Euro)
100	Repairing and exploitation of historical complex of Meyandasht	Mayami City	Services	54.1	1.439	1.9	Founded	5994.486	0.18
99	Repairing and reviving the historical complex of Dehnamak	Aradan City	Services	4.3	0.714	8.1	Developmental	8739.676	0.2

Investment opportunities of Semnan Province (New Projects)

Number	Title
1	Extraction of potassium – magnesium from salty water
2	Detection Of Evaporate minerals from desert (Haj Aligholi) with emphasizing on Lithium
3	Manufacturing of Glass fiber
4	Manufacturing of variety of Trucks
5	Manufacturing Small refinery with an input of 10,000 barrels of crude oil per day
6	Manufacturing of laser optics and Night Vision windows
7	papers Manufacturing from Carbonate
8	Manufacturing of purification of elements with well equipped laboratory
9	Manufacturing nano-composites,super metallic and ceramic composites for the automotive and military industries
10	Cell and solar modules
11	Granulated Silica, Coal concentrate
12	Workshop of design and build engine (diesel - diesel turbo - jet - Electric, etc.)
13	Zeolite processing
14	Silica processing
15	Manufacturing of copper concentrate and copper cathode
16	Manufacturing of minibus
17	Manufacturing of 2-8 Aboard Private Aircraft and drones
18	Aseptic multilayer sheets

19	Extraction of strontium metal from Celestine mines
20	Detection of rare metal and non-metal deposits, using ETM Astro data
21	manufacturing of power Antennaes and Capacitor of Airlgel blocks of Cloud Insulation
22	Manufacturing varieties kinds of chemicals (sulfuric acid, phosphoric acid, Potassium Sulfate Crystal , Di-calcium phosphate And calcium chloride)
23	Manufacturing of Excavation
24	Extraction 20% Existing coal from wasted coal mine and extraction of metal mine
25	Manufacturing of types of Car tires
26	assembly line for coloring cars
27	Manufacturing of Chemical medicine and airlgel carries
28	Manufacturing of Artificial Stone
29	Manufacturing of Glass Cup
30	Manufacturing of Gold Bullion
31	Germanium wafer processing production
32	Manufacturing of rubber parts, plastic tape applied in buildings
33	Manufacturing of Sodium carbonate
34	Manufacturing of brake pad
35	Manufacturing of loading wagon
Source: Organization of Industry, Mine & Trade of Semnan Province (Feb 2017)	

For more information contact us : +982333438959

Email: invest.insemnan@yahoo.com

➤ Various Types of Bank Loans

Bank loans are given based on the attitude of the legislator in the usury-free banking operation according to one of the following Islamic contracts:



1. Limited partnership: Bank gives the cash as the owner to the agent for the exchange of goods.
2. Civil Partnership: The bank as the partner provides a portion of the investment for the individuals or companies for production business or service in association. At the end of the partnership period, the bank receives its share and the partnership is cancelled.
3. Legal partnership: refers to the purchase of a part of the capital of an available stock company by the bank or establishing new stock companies with others.
4. Direct investment: The provision of capital for conducting production projects or profitable reconstructive projects by the bank without any association with the individuals and companies.
5. Installment Purchases: Provision of financial resources for the purchase of raw materials or machinery for production units and receiving the money on the definite deadline.
6. Lease-purchase transaction: The bank as the owner uses this approach for the expansion of industrial, mineral and agricultural affairs so that it buys the good its own name and offer receiving all the rent, it delegates the good to the lessee.
7. Salaf transaction: Pre purchasing the productive tools with a definite price.
8. Jo'alah (transaction based on commission): the person is committed to pay commissions or fees for specific services

9. Muzara'ah (Agriculture partnership): in this contract, one person gives a piece of land for cultivation to another one for a specified period. The products will be divided between the two based on the contract. The first person is called Muzara'ah and the farmer is called the agent.
10. Musaqat (planting partnership): It is a transaction between the owner of the trees and the agent who grows and preserves the trees. The agent will receive his/her share of the products.
11. Debt Purchase: Banks can buy the documents and business papers with less price in order to provide cash to their customers.
12. Qarz al-Hassnah loans: Interest-free loans given to people to satisfy their needs and repaid at definite time.

Issuance of Bank Guaranties

According to the bank guaranties, the bank is committed to pay the inserted amount to the beneficiary in case of his/her request.

Types of Guaranties

- -Guaranty for taking part in auction or underbid
- Guaranty for commission and well-done jobs
- Guaranty for returning the deficit of caution money
- Guaranty for returning prepayment
- Guaranty for the ordering of goods to foreign institutions or the officials in Iran.

(Application of Credit Facility Tools and Transactions Based on Usury-Free Bank Operations in Various Economical Activities)

Row	Type of Islamic Contracts	Production					Business			Service
		Industry	Mining	Agriculture	Building and Residence	Domestic	Export	Import		
								Private	Public	
1	Muzarabah (limited partnership)	-	-	-	-	*	*	-	*	-
2	Civil Partnership	*	*	*	*	*	*	*	*	*
3	Installment Sale of Row Materials and Working Tools	*	*	*	-	-	-	-	-	-
4	Establishments	*	*	*	-	-	-	-	-	*
5	Installment Sale of Residence	-	-	-	*	-	-	-	-	-
6	Lease of Movable and Non-Movable Properties for Ownership	*	*	*	*	-	-	-	-	*
7	Salaf (Repurchase of Products)	*	*	*	-	-	-	-	-	-
8	Jo'alah (transaction based on commission)	*	*	*	*	*	*	*	*	*
9	Direct Investment	*	*	*	*	-	-	-	-	-
10	Legal Partnership	*	*	*	*	*	*	*	*	*
11	Given Qarz Al-Hassanah	*	-	*	*	-	-	-	-	*
12	Muzara'ah (Agriculture partnership)	-	-	*	-	-	-	-	-	-
13	Musaqat (planting partnership)	-	-	*	-	-	-	-	-	-
14	Debt-Purchase	*	*	*	-	*	-	*	-	-

- Method for Using the Resources of National Development Fund



Form 1: Steps for the Payment of Facilities from the Foreign Exchange Resources of National Development Fund

Step 1.The Agent Bank
Direct acceptance of the applications of applicants for the conduct of projects or activities based on the announced priorities of the national development fund
Step 2.The Agent Bank
Reviewing the applications within the framework of agency contract and regulatory rulebook and the condition of paying exchange facilities by national development fund
Step 3.The Agent Bank
Reviewing the financial, technical and economic justification for the projects/investigating the activities and capabilities of the applicant and the approval in the agent bank
Step 4.The Agent Bank
Completion and sending the approved and confirmed credit identification to the national development fund
Step 5.National Development Fund
Comparing the details of the credit identification with the regulations for paying foreign exchange in the framework of agency contract
Step 6.National Development Fund
Announcement of the receipt of credit identification to the agent bank for further steps concerning the applications based on the regulations of the fund.
Step 7.The Agent Bank
Concluding a contract with the applicant and sending its copy to the applicant including the table for the timing of repayment of the whole paid facility to the National development fund
Step 8.National Development Fund
After ensuring the accuracy of the received information from the bank for the payment of commitment fee amounting to half a percent 0.05 to the National development fund account
Step 9.National Development Fund
After ensuring the settlement of commitment fee by the agent bank, announcing the freezing of the requested amount to the central bank in beneficiary of the agent bank for the payment of facility.
Step 10.Central Bank
Issuance of freezing, announcing it to the bank and national development fund
Step 11.The Agent Bank
Payment of the facility

Form 2: Steps for the Payment of Facilities from the Rial Resources of National Development Fund

Step 1.The Agent Bank

Direct acceptance of the applications of applicants for the conduct of projects or activities based on the announced priorities of the national development fund

Step 2.The Agent Bank

Reviewing the applications within the framework of agency contract and regulatory rulebook and the condition of payment by National development fund

Step 3.The Agent Bank

Reviewing the financial, technical and economic justification for the projects/investigating the activities and capabilities of the applicant and approval in the agent bank

Step 4.The Agent Bank

Completion and sending the approval and confirmed credit identification to the National development fund

Step 5.National Development Fund

Comparing the details of the credit identification with the regulations for paying Rial facilities in the framework of Agency contract.

Step 6.National Development Fund

Announcement of the receipt of the credit identification to the agent bank for further steps concerning the application based on the regulations of the fund.

Step 7.The Agent Bank

Concluding a contract with the applicant and sending the table of specification and timing for the repayment of Rial facility to the National development fund.

Step 8.National Development Fund

After ensuring the accuracy of the received information from the bank, announcing the total amount of the Rial facility to the central bank for settling to the bank agent account

Step 9.National Development Fund

Settling the total amount of Rial facility to the bank agent account and announcing it to the agent bank and National development fund

Step 10.Central Bank

Issuance of freezing, announcing it to the bank and national development fund

Step 11.The Agent Bank

Paying the facility to the applicant



➤ How to Use the Resources of International Finance

Islamic Development Bank (IDB)

Islamic development bank was founded by 22 Islamic countries in Jeddah city in Saudi Arabia in 1975 based on the statement of finance ministers of Islamic countries to help the economic development and social progress of Islamic societies throughout the world.

In 1984, its members increased into 43 countries. At present, it serves the Islamic societies of four continents of Asia, Africa, Europe and America with 55 members.

Members of the IDB include:

- The agent board including the member country representative
- Board of executive directors
- The president of IDB

The bank's principal office is located in Jeddah and it has three regional offices in Almaty, Kazakhstan, Kuala Lumpur, Malaysia and Rabat, Morocco. The activities and financial supports of IDB takes place in the following sections:

Provision of financial resources for projects and technical operations (long-term)

Provision of business financial operations (short-term)

Operation of the projects and institutions within the group

This bank gives loans to public institutions or governments of under-developed countries. Loans are interest-free and only a 12 percent commission is received for official costs. The bank participates in transaction by cooperating in investment or other types of contracts with companies and institutes to provide the needed financial resources and provide economic progress for the member countries or transmit technology to these countries.

World Bank

World Bank is one of the active and big international organizations which is one of the branches of specialized economical social organization.

World banks were founded in the final year of Second World War in 1944 to reconstruct the ruins of war and were established in the framework of international fund of repair and development. In 1946, Washington City was selected as the constant location and the first loan was awarded to France. The range of its activities progressed very fast and many countries joined the World Bank.

Iran became a member of the World Bank in 1945 and now it is one of its share-holders.

At present, World Bank has 184 member countries, and as the biggest international organization which provides loans, gives consulting

services in more than 100 countries which are chiefly retarded or in the process of development.



The whole complex of World Bank includes the following groups:

- IBRD or International Bank of Reconstruction and Development
- IDA or International Center of Reconstruction and Development
- IFC or International Finance Corporation
- MIGA or Multidimensional Agency for Guaranty of Investment
- ICSID or International Center for Solving Disagreements of Investment

Before the Islamic revolution the performance of World Bank in Iran is related to the period of 20 years 1959-1978.

With the congregation of the first "Iran Conference, transit, opportunities and Challenges" in the summer of 2002 and the marginal negotiation, the World Bank thanked the invitation and provided the chance for the presence of its representatives by sending a letter. It also announced its willingness and preparation to cooperate with the transportation section of the country. This cooperation started with an agreement for updating the report for the transportation system of the country in 1996 by the experts of the bank. Thus the background for the cooperation of World Bank with the Islamic republic of Iran became suitable.

International Finance Corporation (IFC)

IFC (International Finance Corporation) is one member of World Bank which was founded in 1956. This organization tries to promote private section activities by providing investment services and consultation to the projects of private sections.

Institutes which belong to the private sections or possess 51 percent of the share of an organization and are managed by private sections can benefit the services of IFC.


The maximum level of cooperation by World Bank in the new projects is 25 percent of the whole, but in special cases this amount can increase to 35 percent. IFC does not receive governmental or bank

guaranty for financial cooperation in private section projects. Only, justification for the project and a suitable rate of return will suffice for the investment of IFC.

The Services Provided by IFC Include:

- Giving loan from the internal resources of IFC
- Cooperation in the investment of private sections projects
- Giving syndicate loan
- Services for managing the risk
- Services for attracting investors for private sections projects
- Consultation and technical services

Iran has become a member from the start of its establishment. Nowadays, the investment organization as the representative of Islamic republic of Iran is charged to coordinate the activities of IFC with internal organizations.



➤ Some Useful Laws and Regulations for Investment in Iran

Resistive Economy General Policies

These policies were communicated in Feb. 18, 2014 to provide dynamic growth and improve the resistive economical indices and achieve the 20 year perspective document with an opportunistic, flexible, productive, pioneer, internally-generating and externally approaching, Jihadi approach by which the desirable policies of the supreme leader of Iran was determined and recognized in the framework of the 24 section. In this document, the conditions for the participation of private and public sections in the internal market were stated and the conditions against the shocks of internal economy by the international economy and presence in the global community by promoting the standards, competition and quality were determined.



General Policies Pertaining to Principle 44 of the Constitution

This law including 92 articles and 90 notes was approved by Islamic consultative Assembly in Jan. 28, 2008 and in Jun. 14, 2008 was accepted by Expediency council as coordinated with the constitution.

The content is about reformation of economic system of the country and it determines the shares of public, private and cooperative sections in 10 chapters:

- Chapter I: Definitions
- Chapter II: Domains of public, cooperative and private sectors Activities (Articles 2 to 8)
- Chapter III: Development policies of the cooperative sector (Articles 9 to 12)
- Chapter IV: Reorganizing state-run companies (Articles 13 to 16)
- Chapter V: Ceding process of state-run companies (Articles 17 to 23)
- Chapter VI: Distribution of justice shares (Articles 39 and 40)
- Chapter VII: Ceding board and its duties (Articles 39 and 40)
- Chapter VIII: Supreme council for implementation of general policies of principle 44 of the constitution its duties (Articles 41 to 42)

- Chapter IX: Facilitating competition and preventing monopoly (Article 43 to 82)
- Chapter X: Miscellaneous Articles (Articles 83 to 92)

In other words, this law is the guiding principle for the activities of public section in Islamic Republic of Iran.

The Law of Constant Improvement of Working Condition

This law including 29 articles and 19 notes was approved in the public meeting of Islamic consultative assembly on Sunday Feb. 05, 2012 and confirmed by Guardian Council in Feb. 22, 2012.

The content of this law is about the cooperation of government with private section in removing any barrier against economic activities which are created out of the control of economical agencies. Its potentialities include the way of identifying the destructive laws and regulations for investment and production identifying and investigating the barriers to professions, official bureaucracy holding mutual negotiation between government and private sections in the capital and all other provinces of the country.

The Law of Removing the Barriers to Competitive Production and Promotion of Financial System of the Country

This law including 60 articles and 35 notes was approved Islamic Consultative assembly in Tuesday Apr. 21, 2015 and confirmed by Guardian Council in Apr. 29, 2015.



This law states the essential conditions for the production units which have fallen into trouble unwillingly and have the capacity to produce qualitative and competitive goods by varying the methods of providing financial resources in the country. It also follows the method of facilitating the participation of private sections in the economical subsections, reorganizing the exemptions and essential encouragement for import and export in order to exit the regression and creating economical booming.

Foreign Investment Promotion and Protection Act

This law including 25 articles and 11 notes in the public meeting of Iranian consultative assembly on Sunday Mar. 10, 2002 and was confirmed by expediency council on Saturday May 25, 2002. Some of its capabilities are explained below because of the significance of the issue.

- The benefits gained by foreign investment which has entered the country by the permission of the government will be supported and they enjoy all the rights, exemptions and facilities which are available for local investors and production agencies. If the ownership of the investor is dispossessed by special law enactment, the government ensures a just compensation for the loss.
- The owner of the capital is permitted to send out the special benefit resulted from the investment based on the amount determined in the act with the same foreign exchange that he/she has entered Iran. If the foreign investor wishes to export goods as the whole or part of his/her benefit or its original capital and the sale price or delegation of investment or the foreign share with observation of articles of the law, the ministry of economy and finance and ministry of business are charged to issue the permission of the exit of such goods without any exchange commission to the customs and related offices.

- Foreign investor can delegate his/her capital or part of foreign investment or his/her share to the another foreign investor with the agreement of domestic or foreign investor or the board of foreign investment and the confirmation of the minister of economy and finance by observing note 1 of article 3.

A. Features and facilities of foreign investment promotion and protection act.

- No limitation in the volume and percentage of foreign investment cooperation
- The possibility of registering an Iranian company with 100 percent foreign investment
- Transit of the original capital, its interest and benefit gained by using capital in cash or good.
- Equal treatment of foreign investors and internal ones
- The possibility of investment by foreign individuals and companies and Iranians living outside the country
- The possibility of investment for private sections in all permissible sections
- Giving protection coverage to all methods of foreign investment
- The short and quick process of accepting the application and approving foreign investment
- Issuance of a 3 year residence certificate for investors, foreign experts and their first-hand relatives

B. Risks covered by the law

- Dispossession and nationalization
- Transit of the original capital and its interest without any limitation
- Guaranty of the purchase of goods and production services in foreign investment by BOT approach, if the monopoly of purchase belongs to the government



- Some Articles of the Administrative Rulebook for the Promotion and Protection of Foreign Investment¹

Chapter 2: Accepting Methods and Requirements

Article 2- Foreign investments which are accepted within the territory of Islamic Republic of Iran can enjoy the facilities and supports inserted in the law. Acceptance of such investments is based on the general requirements for the acceptance of foreign investments and requires the presentation of a written application on the part of the foreign investor and observing the regulations mentioned in the rulebook.

Article 3- Acceptance of foreign investment based on the law and regulations inserted in the rulebook will be based on the following methods. The table of foreign investment methods, its features and possible facilities will be prepared and announced by the ministry of economy and finance.

- A. direct foreign investment
- B. foreign investment based on the framework of the arrangement of a contract including (various construction methods, exploitation and transfer), (buyback) and (civil cooperation)

Article 4- The methods referred to in article 3 of this rulebook for the method of investment and protection coverage of the law and the rulebook has the common or special features and facilities as follows.

¹ The file is available in <http://investment.sem-eco.ir>

A. Common features and facilities

1. Foreign investors are treated in the same way as domestic ones.
2. The entrance of the foreign cash and non-cash capital is merely based on the investment certificate and requires no other certificate.
3. The volume of foreign investment is not limited in any way.
4. Foreign investment is guaranteed against expropriation and nationalization. They have the right to receive compensation.
5. It is possible to transfer the capital or its interest or the acquired profit as currency or based on the case as goods inserted in investment certificate.
6. The freedom for exporting the produced products of the investment-accepting economical agency is guaranteed and in the case of the prohibition of the export, the products will be sold in the country and its gaining is transferrable to abroad through the formal monetary network of the country.

Article 6-The foreign investor, who has already invested in Iran beyond legal coverage, is allowed to enjoy the legal coverage for the original capital by processing the acceptance steps. After the issuance of investment certificate, the investor will enjoy all the benefits of law including the possibility of transferring the profit. These investments are considered as available investment and follow the general regulations of accepting foreign investment.

Chapter 4: The Center of Services for Foreign Investment

Article 16-To facilitate and accelerate the performance of legal duties of the organization in the promotion, acceptance and protection of foreign investment in the country, the service center for foreign investment will be established in the location of the organization and the representatives of the related offices will be stationed there. This office is the center of reference for the applicants of foreign investors to the related offices.

Chapter 6: Regulations for the Exit of Capital and Capital Gains

Article 22-All applications for the transfer of capital, profit as well as gains resulting from an increase in the value of capital covered by FIPPA must be supported by the report of an audit firm that is a member of Association of Certified Accountants. Such transfers shall be affected after deduction of all legal dues up to the amount certified by the audit firm.

Article 25- The foreign exchange earnings from the exports of foreign investment, within the limits prescribed by the Board, is exempt from any regulations restricting export and foreign exchange regulations such as commitments for reintroducing the export earnings to the country pursuant to the current and future governmental regulations.

➤ Some Articles Related to the Exemption of Direct Taxes

2

Article 132: The declared income resulting from industrial production and mine activities by the industrial production units and mine exploitation entities affiliated with the private and cooperative sectors to which exploitation permits shall be issued or with which exploitation and sale contracts shall be concluded as of the beginning of Iranian year 1381 (March 21, 2002), by the ministries concerned, shall be tax exempt up to the maximum amount of 80% for a period of four year less-developed regions, and up to 100% of the tax prescribed in article 105 of the present act for a period of 10 years.

Note 1. For the remaining period of implementation of third economic, social and cultural development plan of Islamic Republic of Iran and upon commencement of less-developed regions shall be prepared and drawn up by the state management and planning organization and ministries of economy and finance and industries and mines, to be subsequently approved by the council of ministers.

Note 2. The tax exemptions set forth in this Article shall not apply to the incomes of industrial and mine exploitation units, located within radius of 120 km from the center of

² The file is available in (<http://intamedia.ir>)

Tehran, 50 km from the center of Isfahan, and 30 kilometers from the center of provinces and cities with more than 300,000 of population based on the latest census carried out.

Note 3. All traveling and tourism institutes to which exploitation permits have been issued by the ministry of culture and Islamic guidance shall be exempt from the payment of 50% of the tax applicable per annum.

Note 4. The criteria governing determination of the date of commencement of exploitation by the tax exempt entities mentioned in the above article as well as demarcation and specification of the boundaries mentioned in the note 2 under the present Article shall be laid down and dully notified by the ministers of economy and finance, and industries and mines.

Article 133- 100% of the income earned by rural, tribal, agricultural, fishermen, labor, employees, university and school students cooperative, and unions shall be exempt from the taxation.

Note 1. The government shall return and deposit, in the account of Iran Rural Cooperatives Headquarters, an amount equal to the income tax applicable to the portion of the profit which shall be declared by IRCH, and which shall be allocated upon the approval of its general meeting of Shareholders, for investment in rural cooperatives

companies. The government shall do so, utilizing the credit allocations mentioned under and item number specifically stipulated for the same purpose in the national budget Bill, only after having collected the said tax, and after having deposited the same in public revenues account.

Article 138- such portion of declared profit of private and cooperatives companies which shall be utilized for the development reconstruction, renewal or completion of the existing industrial and mine exploitation units or the establishment of new industrial and mine exploitation units during a fiscal year, shall be exempt from the payment of 50% of the tax laid down in Article 105 of the present act, provided that they shall manage to obtain from the ministry in charge, the prior authorization for development, completion, or establishment of the new industrial or mine exploitation units in the form of investment projects.

In cases where either the costs and expenses for the implementation of the said projects in a year shall exceed the amount of profit declared for the same year, or if such expenses shall be less than the expenditure of investment projects, the company shall be authorized to benefit from the said exemption when assessing the tax on declared profit of the subsequent years, maximally for the period of 3 years and equal to the amount in excess of the balance of the cost of full implementation of the project.

Note 1. if, prior to completion of the project, the company shall proceed to suspend the implementation of the project, or if the company shall fail to attain the exploitation phase of the project, within one year after expiry of the period of respite stipulated in the investment project, or if, within five years after commencement of exploitation of the project, the company shall proceed to dissolve or transfer or close it down, the company shall be liable to pay an amount equal to the tax exemptions stipulated in this Article for implementation of the project, as well as the fines and penalties mentioned in Article 190 of the present Act.

Note 2. The new industrial units which shall be set up and entitled to benefit from the tax exemption cannot benefit from exemption laid down in article 132.

Note 3. The factories falling within the conduit area of the city of Tehran whose employees are not less than 50 in number, move their total installations beyond 120 kilometers of the radius of Tehran. They shall be exempted on the proceeds derived from the relative activities for a period of 10 years beginning as of the commissioning date thereof in the new location, in compliance with the rules which shall be drawn up in this connection, as the case may be by the ministry of economy and finance and the ministry concerned.

Note 4. from the stand point of the present Act, the conduit area of Tehran shall comprise the western conduit of the river Hableh and the river Garmsar and the eastern conduit, the river of Ziyaran, and the entire conduit districts of the rivers of Damavand, Jajrood, Darabad, Darband, Evin, Farahzad, Kan, Karaj and Kordan and its boundaries are as follows:

On the north-the straight line of the mountains of Alborz, the waters of which fall into the central Kavir (desert).

On the east-the western bank of the river Hableh and Garmsar

On the west-the western bank of the river Ziyaran.

On the south-the line running from west to east from intersection point of the river Ziyaran and the river Shoor continued to the deepest channel of the Daryacheh Namak (salt lake) leading to the west intersection point of the stream course of Hableh and Garmsar.

Article 141-

- A. 100% of the income earned through export of finished industrial products as well as the products of the agriculture sector (including farm and orchard produces, livestock and poultry, fishery products, forest and pasture products) and those of conversion and complementary industries, as well as 50% of the income earned through the export of other commodities whose

experts shall contribute to the achievement of national objectives relating to promotion of non-oil exports shall be exempt from taxation. The list of commodities which shall be subject to the present Article, during the implementation period of each and every development plan, shall be prepared upon a proposal by the ministry of Economy and Finance, Commerce, agriculture, construction Jihad and the industrial ministers, and shall subsequently be approved by the council of ministers.

- B. 100% of the income earned through the export of various goods and commodities which have already entered or shall enter into Iran on transits without making any changes therein or without any process or work performed thereon, shall be tax exempt.

Note 1. Note-The loss from the export of goods exempt from taxation shall not be included in the assessment of tax application to other activities by individuals or legal entities who shall also be engaged in activities other than export affairs.

Article 142- The income earned by workshops engaged in the production of hand-knitted carpets and handicrafts as well as that of cooperative companies and related unions shall be exempt from payment of tax.

Article 143-The companies whose stock, under the relevant laws and regulations, shall be accepted by the subscription Board for transaction in stock exchange, shall be exempt from payment of 10%

of the applicable tax, and 5% of the applicable tax of companies whose stock are accepted for exchange in the market outside the stock change, shall be exempt from payment of tax, beginning as the year of their subscription until the year in which their names shall not be deleted from the stock exchange official list. Companies whose stock are accepted for exchange in internal or external exchange market or markets outside the stock exchange will enjoy double tax exemptions provided that the organization confirms that they possess at least 20% free flow stock at the end of the fiscal period.

Note 1. A fixed rate equal to 4% of the par value of the shares, contributions, shares priority right and contribution of the shareholders in other companies shall be collected each time they shall be transferred. No other sum shall be claimed on the account of income tax in respect of transfer. The transferors of stocks, contributions and shares priority right shall be required to deposit the applicable tax in the account of the state taxation affairs organization, prior to such transfers.

Note 2. The state organization for registration of deeds and estates as well as notary publics shall be required, upon registration of changes or drawing up of deeds of transfer, as the case may be to collect the relevant tax payment certificate and attach the same to the relevant file.

Note 3. In companies accepted in stock exchange the only deposit of stock is subject to a fixed rate of 0.5% tax. No other tax

will be levied on this revenue. Companies are required to deposit the increased investment to the account of the tax administration organization within 30 days.



Table 1: The Most Important Tax Exemptions in Various Sectors in Iran.

The Most Important Tax Exemptions			
Row	Activity	Period	The Amount of Exemption (Percentage)
1	Agriculture	Always	100
2	Industry and Mining	4 Years	80
3	Industry and Mining in Deprived Areas	10 Years	100
4	Free Business, Industrial Area of Aras	20 Years	100
5	Iran and World Tourism Establishment	Always	50
6	Exporting Goods and Services	Always	100



➤ The Laws and Incentives of Custom Administration³

The customs duty and trade tax and the tax for the prices and tools and materials which are important for making or assembly or packaging the things or the materials for machinery, in cases which is subject to a row of Tariff table for which the custom duty and trade benefit are more than the tax for the prepared thing or machinery will be received based on the tax of the prepared machine by the recognition of ministry of industry and mining.

Note 1. To support internal industry, the government can consider discount or total exemption in the customs duty of the raw materials and pieces of industrial and agriculture machinery and electronic tools and transportation vehicles which are entered by domestic factories and completed or made and assembled in those factories.

Based on the resolution of Board of ministers the raw material and pieces needed for the production in machine-making units which produce machinery and tools for the industry of the country are exempt from custom payment and trade tax if they are subject to any rows of Tariff by the recognition of the ministry of industry and mines.

³ Available in (www.irica.gov.ir)

Article 12- The pre-exportation entry of materials and goods to be incorporated in the production, completion, processing and packaging of export goods are exempted from all import duties, except those designated as expenses or fees, provided that valid security or promissory note be deposited with the customs administration.

Article 14- The sum "difference" collected by the organization for consumer protection and all funds, except those designated as expenditures and fees, collected by the customs administration in respect of any foreign goods, materials, components and parts ported in the manufacture, completion, processing and packaging of exporter in accordance with a directive set forth in ordinance will be returned to the exporter.

Note 3. Funds paid in respect of outright custom clearance of materials and goods, which have been imported for use in the manufacture of export goods, shall be refundable after the exportation of the product, at rated ruling at the time of exportation.

Note 4. If goods incorporated in the manufacture of export products are locally produced by using imported materials, only the funds collected in respect of imported materials shall be refundable.

Note 5. If locally produced goods are sold to organizations and persons who enjoy exemption in respect of importation of similar foreign goods, the payments made on the import of

goods, materials, components and parts shall be refundable to the producer, in accordance with provisions of this Article.

Article 19- The government may allocate funds in the annual budgets for the encouragement of export. Such funds shall be dispensed to exporters to enable them to benefit from financial facilities, on the recommendation of Ministry of Commerce and approval of the council of ministers.

Other cases:

By citation to the Articles 12 and 24 of the law and regulation of import and export and its administrative rulebook in case of written application by those factories, companies, and industrial production units (including guild and industry) which possess valid certificates for the import of raw materials and essential goods for production, completion, processing and packaging of export goods before exportation, the supervisory center of the custom office of the province will agree with the transitory entrance by observing other regulations inserted in the content of the said materials and after the export of the produced and completed products will attempt to settle the transitory entrance certificate and waive the taken guarantee.

➤ The Investment Service Center of Semnan Province

The investment Service Center of Semnan Province as the window to the investment unit, in the presence of the plenipotentiary representatives of administrative offices will follow up the affairs of the domestic and foreign investors in Semnan province to facilitate and speed their activities. The center is ready to provide services to the applicants for investment.

The persons willing to receive their consultative service can refer to this center in Shahid Akhlaghi Boulevard, near Amirkabir Bridge in Semnan or refer to the site (<http://investment.sem-eco.ir>) to receive the required preliminary information.



